


TATA CAPITAL

Business Overview

July 2026



Disclaimer (1/2)

NOT FOR RELEASE, PUBLICATION OR DISTRIBUTION, DIRECTLY OR INDIRECTLY, IN OR INTO THE UNITED STATES OR IN ANY OTHER JURISDICTION IN WHICH SUCH RELEASE, PUBLICATION OR DISTRIBUTION WOULD BE PROHIBITED BY APPLICABLE LAW.

This presentation and the accompanying slides (the "**presentation**") is being furnished solely for your information and may not be reproduced or redistributed to any other person or used for any other purpose without the express consent of Tata Capital Limited and its subsidiaries ("**the Company**"). It does not purport to present a comprehensive overview of the Company or contain all the information necessary to evaluate an investment in the Company. This presentation is for information purposes only and is not a prospectus, disclosure document or other offering document under any law, nor does it form part of, and should not be construed as, any present or future invitation, recommendation or offer to purchase or sell securities of the Company or an inducement to enter into investment activity in any jurisdiction.

No part of this presentation nor the fact of its distribution should form the basis of, or be relied on in connection with, any contract or commitment or investment decision whatsoever. If there is any subsequent offering of any security of the Company, it will be made pursuant to a separate and distinct offering documentation. Any decision to purchase securities in the context of an offering of securities (if any) should be made solely on the basis of information contained in the offering documentation published in relation to such offering.

This presentation is being communicated to selected persons who have professional experience in matters relating to investments for information purposes only and does not constitute a recommendation regarding any securities of the Company. Other persons should not rely or act upon this presentation or any of its contents. Certain statements contained in this presentation may be of future expectations and other forward-looking statements that are based on third party sources and involve known and unknown risks and uncertainties. In replicating such data in this document, the Company and its Representatives do not make any representation, whether express or implied, as to the accuracy of such data. The replication of any third party views in this document should not necessarily be treated as an indication that the Company and its Representatives agree with or concurs with such views. Forward-looking statements, if any, contained in this presentation regarding past trends or activities should not be taken as a representation that such trends or activities will continue in the future. There is no obligation to update or revise any forward-looking statements, whether as a result of new information, future events or otherwise. You should not place undue reliance on forward-looking statements, which speak only as of the date of this presentation. There is no obligation to update, modify or amend such information or statements or to otherwise notify any recipient if any information or statement set forth herein, changes or subsequently becomes inaccurate or outdated. The information and any opinions contained in this document is provided as at the date of this document and is subject to change without notice.

The Company or any of its subsidiaries, respective affiliates, shareholders, directors, employees, agents or representatives ("**its Representatives**") have prepared this presentation based on information and data which they consider reliable, but they do not make any representation or warranty, express or implied, whatsoever, and no reliance shall be placed on, the truth, accuracy, completeness, fairness and reasonableness of the contents of this presentation (including statements of opinion and expectation, whether communicated in written, oral, visual or electronic form) which have not been independently verified. This presentation may not be all-inclusive and may not contain all of the information that may be considered material. The Company and its Representatives expressly exclude any liability in respect of the contents of, or any omission from, this presentation. Opinions and estimates constitute the sole judgement of the Company as of the date of this presentation and are subject to change without notice. The information contained in, and the statements made in, this presentation should be considered in the context of the circumstances prevailing at the time.

Neither the Company nor its Representatives shall be liable for any loss or damage (direct or indirect) suffered as a result of reliance upon any statements contained in, or any omission from this presentation and expressly disclaim any and all liability and responsibility (including without limitation any liability arising from negligence or otherwise) for any direct or indirect loss or damage, howsoever arising, which may be suffered by any recipient through use of or reliance on anything contained in or omitted from or otherwise arising in connection with this presentation.

By viewing this presentation or by accepting any copy of the slides presented, you agree to be bound by the foregoing limitations.

The distribution of this presentation in certain jurisdictions may be restricted by law and recipients should inform themselves about and observe any such restrictions. In particular, this presentation may not be transmitted or distributed, directly or indirectly, in the United States.

This presentation has not been and will not be filed, registered, produced or published as an offer document (whether a prospectus in respect of a public offer, a statement in lieu of prospectus or information memorandum, private placement offer cum application letter or placement memorandum, general information document or key information document or any other offering material in respect of any private placement with the Registrar of Companies in India in accordance with the Companies Act, 2013 as amended and/or any regulations formulated by Securities and Exchange Board of India or any other applicable Indian laws) with any Registrar of Companies, the Securities and Exchange Board of India, the Reserve Bank of India or any Indian stock exchange or the any other statutory or regulatory body of like nature in India, save and except for any information which is mandatorily required to be disclosed or filed in India under any applicable Indian laws (including,

Disclaimer (2/2)

not limited to, the International Financial Services Centers Authority (Listing) Regulations, 2024, as amended or the Securities and Exchange Board of India (Prohibition of Insider Trading) Regulations 2015, as amended, under the terms of the listing agreement with any Indian stock exchange, and Securities and Exchange Board of India (Listing Obligations and Disclosure Requirements) Regulations 2015, as amended) or pursuant to the sanction of any regulatory and adjudicatory body in India. This presentation has not been and will not be reviewed or approved by any statutory, adjudicatory or regulatory authority in India (including but not limited to the Reserve Bank of India, Securities and Exchange Board of India and any Registrar of Companies) or by any Indian stock exchange or the International Financial Services Centres Authority. The securities mentioned herein will not be offered sold, resold, pledged, delivered, distributed or transferred, directly or indirectly, in India and have not been offered or sold, to any person resident in India by means of any document or otherwise, whether as a principal or agent. In accordance with applicable provisions of Indian regulations, only investors that are: (i) a person resident outside India; or (ii) a branch outside India of an entity whose lending business is regulated by Reserve Bank of India; or (iii) a financial institution (as defined under the Foreign Exchange Management (International Financial Services Centre) Regulations, 2015) or a branch of a financial institution (as defined under the Foreign Exchange Management (International Financial Services Centre) Regulations, 2015) set up in the International Financial Services Centre, is permitted to acquire, own or sell the securities, in each case, subject to prudential guidelines issued by Reserve Bank of India.

This presentation, and any other document or material relating to this presentation are not and should not be construed as an advertisement, invitation, offer, invitation to subscribe or sale of any securities or sale or solicitation of an offer to subscribe for or purchase any securities whether by way of private placement or to the public in India or any person resident in India, within the meaning of the Companies Act, 2013 or any other applicable Indian laws for the time being in force.

This presentation does not constitute or form part of any offer to purchase, a solicitation of an offer to purchase, an offer to sell or an invitation or solicitation of an offer to sell, issue or subscribe for, securities in or into the United States or in any other jurisdiction. No securities mentioned herein have been, or will be, registered under the United States Securities Act of 1933, as amended (the "U.S. Securities Act") , or any state securities laws or other jurisdiction of the United States and no such securities may be offered or sold in or into the United States except pursuant to an exemption from, or in a transaction not subject to, the registration requirements under the U.S. Securities Act and any applicable state or local securities laws of the United States.

The contents of this presentation are strictly confidential. By viewing or accessing the presentation, you acknowledge and agree that (i) the information contained herein is strictly confidential and (ii) the information is intended for the recipient only and, except with the prior written consent of the Company and The Hongkong and Shanghai Banking Corporation Limited and MUFG Securities Asia Limited Singapore Branch and Standard Chartered Bank (together, the "**Joint Bookrunners**"), (a) the information shall not be disclosed, reproduced or distributed in any way to anyone else and (b) no part of these materials may be retained and taken away following this presentation and the participants must return this presentation and all other materials provided in connection herewith to the Company at the completion of the presentation.

Any prospective investor that intends to deal in any existing or prospective securities of the Company is required to make its own independent investigation and appraisal of the business and financial condition of the Company and the nature of the securities at the time of such dealing to the extent they deem it necessary and make their own investment, hedging and trading decisions based upon their own judgement and advice from such advisers as they deem necessary and not upon any view expressed in this presentation. Any securities or financial instruments mentioned herein may not be suitable for all prospective investors. No one has been authorised to give any information or to make any representations other than those contained in this presentation, and if given or made, such information or representations must not be relied upon as having been authorised by the Company, the Joint Bookrunners or their respective affiliates. The information in this presentation does not constitute financial advice (nor investment, tax, accounting or legal advice) and does not take into account a prospective investor's individual investment objectives, including the merits and risks involved in an investment in the Company or its securities, or a prospective investor's financial situation, tax position or particular needs.

No EEA PRIIPs KID / UK PRIIPs KID/CCI product summary – No EEA PRIIPs key information document (KID) or UK PRIIPs KID/CCI product summary has been prepared as not available to retail in EEA or in the UK.

The presentation is being made to you on the basis that you have confirmed your representation to each of the Joint Bookrunners that you and any customers you represent are eligible to purchase the securities of the Company outside the United States in an "offshore transactions" as defined in, and in reliance on Regulation S under the U.S. Securities Act. Prospective investors should rely solely on their own examination of the relevant offering document, which will contain material information not in this presentation, in making a determination as to whether to invest in the Company's securities. As such investment may involve particular risks and uncertainties, prospective investors should read and understand the explanations of relevant risks in the final version of the relevant offering document before making any decisions. Any failure to comply with these restrictions may constitute a violation of applicable securities laws.

Singapore Securities and Futures Act Product Classification – In connection with Section 309B of the Securities and Futures Act 2001 of Singapore (the "SFA") and the Securities and Futures (Capital Markets Products) Regulations 2018 (the "CMP Regulations 2018"), the Company has determined, and hereby notifies all relevant persons (as defined in Section 309A(1) of the SFA), the classification of the securities as prescribed capital markets products (as defined in the CMP Regulations 2018) and Excluded Investment Products (as defined in MAS Notice SFA 04-N12: Notice on the Sale of Investment Products and MAS Notice FAA-N16: Notice on Recommendations on Investment Products)

Presenters



Rajiv Sabharwal

MD & CEO, TCL



Rakesh Bhatia

CFO, TCL



Kiran Joshi

Head – Treasury, TCL



Rajesh Bhakade

Sr. VP – Treasury, TCL

- 1 Company Overview
- 2 Business Overview
- 3 Liability & Asset Profile
- 4 Performance Update
- 5 Technological Capabilities
- 6 ESG Overview
- 7 Annexures

Company Overview




About Tata Capital



85.4%
Tata Sons: 78.8%

TATA CAPITAL



Other subsidiaries: Tata Capital has other step-down subsidiaries through which it operates its domestic private equity business



Tata Capital is an upper layer NBFC with a 100% owned housing finance subsidiary

~\$ 29.3bn Net AUM as of Mar 31, 2026

Retail & SME form ~86% of Net AUM



Non-lending businesses



Private equity



Wealth management



Distribution of insurance and credit cards



Tata Capital Limited ("TCL") completed merger with Tata Motors Finance Limited ("TMFL") in May-25 with an appointed date of Apr 1, 2024

Note: 1 USD = 94.65 INR.

Our Purpose – Responsible Financial Partner Fulfilling India's Aspirations

Delivering Delight

We go above and beyond to care and make people happy; We deliver delight to all stakeholders.

Lead with Trust

We respect and reinforce the trust that is placed in us. We are the partner the country can rely on.

Capital & more

We serve the customer through the life-cycle of needs; We are facilitators and counsellors in helping customers achieve their dreams.

Better Together

We actively collaborate with customers, partners, employees, group companies, communities; their success is our success.

Fast Forward

We bring speed and simplicity; accelerating the pace at which the future becomes the present.

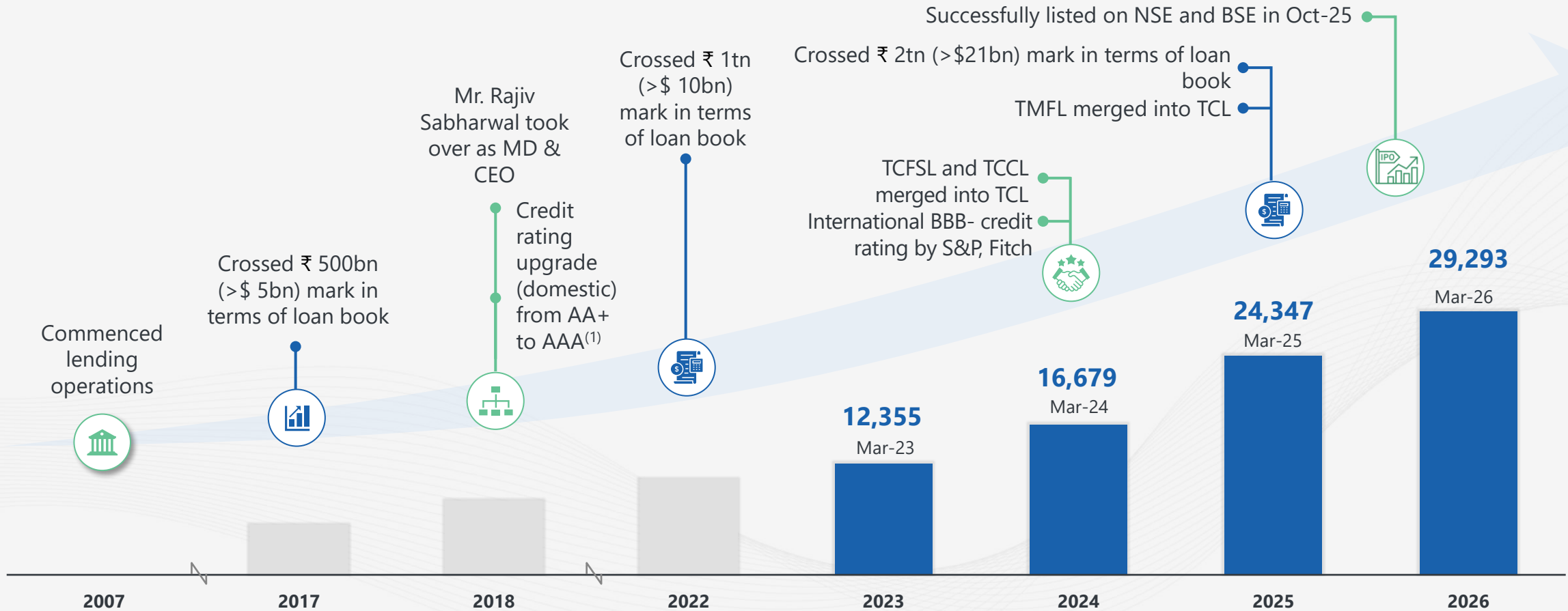
Futuready

We innovate and leverage technology to anticipate, serve and shape future needs; setting the path for others to follow.



Our Journey – Building a Diversified Retail and SME Focused Book

Net AUM (\$ mn)



Strong track record with 18 years of profitability; Delivering growth across economic cycles

Note: Net AUM data represented as of March 31 for the FY; TCFSL: Tata Capital Financial Services Limited; TCCL: Tata Cleantech Capital Limited; TMFL: Tata Motor Finance Limited; (1) By CRISIL; 1 USD = 94.65 INR.

Our Key Strengths



Led by a highly experienced management team (combined experience of over 400 years) and guided by best-in-class governance standards

Distinguished Board

Strong governance practices aimed at ensuring resilience



Saurabh Agrawal

Chairman & Non-Executive Director

Executive Director, Group CFO – Tata Sons

Select prior experience

- Chief Strategy Officer, Corporate Strategy & Business Development cell with Aditya Birla Management Corporation
- Head, Corporate Advisory and Finance (South Asia and SEA) with Standard Chartered Bank



Rajiv Sabharwal

Managing Director & CEO

Select prior experience

- Executive Director, Board of ICICI Bank
- Chairman, ICICI Home Finance Company
- Board, ICICI Prudential Life Insurance Company
- Partner, True North Managers



Sujit Kumar Varma

Independent Director

Select prior experience

- Associated with State Bank of India for 34 years
- Deputy Managing Director (Corporate Accounts Group), SBI



Ramanathan Viswanathan

Independent Director

Select prior experience

- Associated with State Bank of India for 37 years
- President and Chief Operating Officer and Whole Time Director in SBI Capital Markets



Ankur Verma

Additional & Non-Executive Director

Chief Strategy Officer – Tata Sons

Select prior experience

- Managing director in Global Investment Banking, DSP Merrill Lynch
- Infosys Technologies



Punita Kumar Sinha

Independent Director

Co-founder of Pacific Paradigm Advisors LLP

Select prior experience

- Senior Managing Director, Blackstone
- Independent Director - Infosys and JSW Steel, among others



Nagaraj Ijari

Independent Director

Select prior experience

- Associated with Tata Consultancy Services for 29+ years



Geetha Ravichandran

Additional & Independent Director

Select prior experience

- Retired from civil services as principal chief commissioner of income tax after serving for 35+ years

 Tata Sons representative

 Independent Directors

 MD & CEO

Experienced Management Team

Dedicated management team instrumental in driving sustainable growth



Rajiv Sabharwal
Managing Director
and CEO

Select prior experience: (36 yrs)

- ED, Board of ICICI Bank
- Board, ICICI Prudential Life Insurance Company
- Chairman, ICICI Home Finance
- Partner, True North Managers



Sarosh Amaria
Managing Director -
TCHFL

Select prior experience: (28 yrs)

- Founding team member of Tata Capital (since 2007)



Neeraj Dhawan
Chief Operating Officer -
Motor Finance and DSMG

Select prior experience: (31 yrs)

- Jio Finance
- ICICI Bank, HDFC Bank, CSB Bank, Yes Bank
- GE Capital Transportation



Narendra Kamath
Chief Operating Officer -
SME Finance

Select prior experience: (28 yrs)

- Tata Motors



Vivek Chopra
Chief Operating Officer -
Retail Finance

Select prior experience: (26 yrs)

- ICICI Bank



Abonty Banerjee
Chief Operating Officer –
IT, Digital, Operations &
Marketing

Select prior experience: (30 yrs)

- ICICI Bank
- Ernst & Young



Rakesh Bhatia
Chief Financial Officer

Select prior experience: (30 yrs)

- American Express
- IDBI Bank
- Board, International Asset Reconstruction



Kiran Joshi
Head – Treasury

Select prior experience: (35 yrs)

- Tata Motors Finance



Avijit Bhattacharya
Chief Human Resource
Officer

Select prior experience: (32 yrs)

- Tata Group companies



Sandeep Tripathy
Head of Strategy &
Investor Relations

Select prior experience: (17 yrs)

- Tata Sons
- Goldman Sachs (India)



Kamal Bhatia
Chief Risk Officer

Select prior experience: (24 yrs)

- ICICI Bank
- Magma Leasing



Sarita Kamath
Chief Legal and
Compliance Officer &
Company Secretary

Select prior experience: (25 yrs)

- Tata Services



Saurav Basu
CBO – Wealth & Advisory
Business

Select prior experience: (27 yrs)

- Citibank, NA



Abha Sarda
Chief Internal Auditor

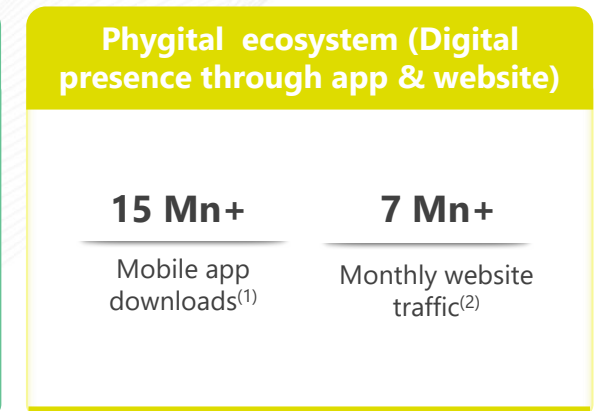

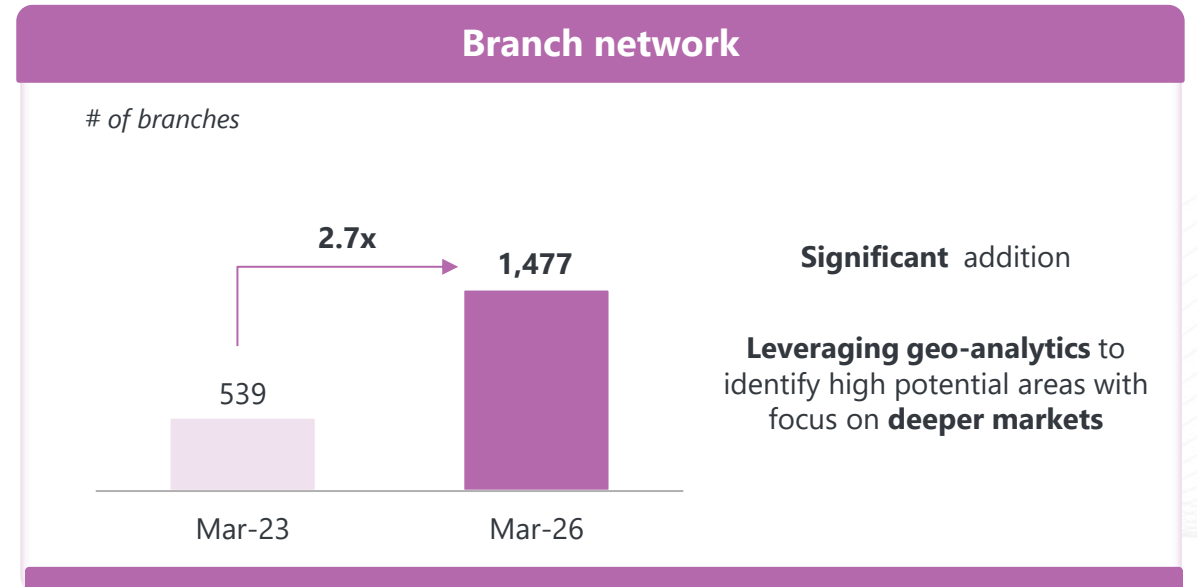
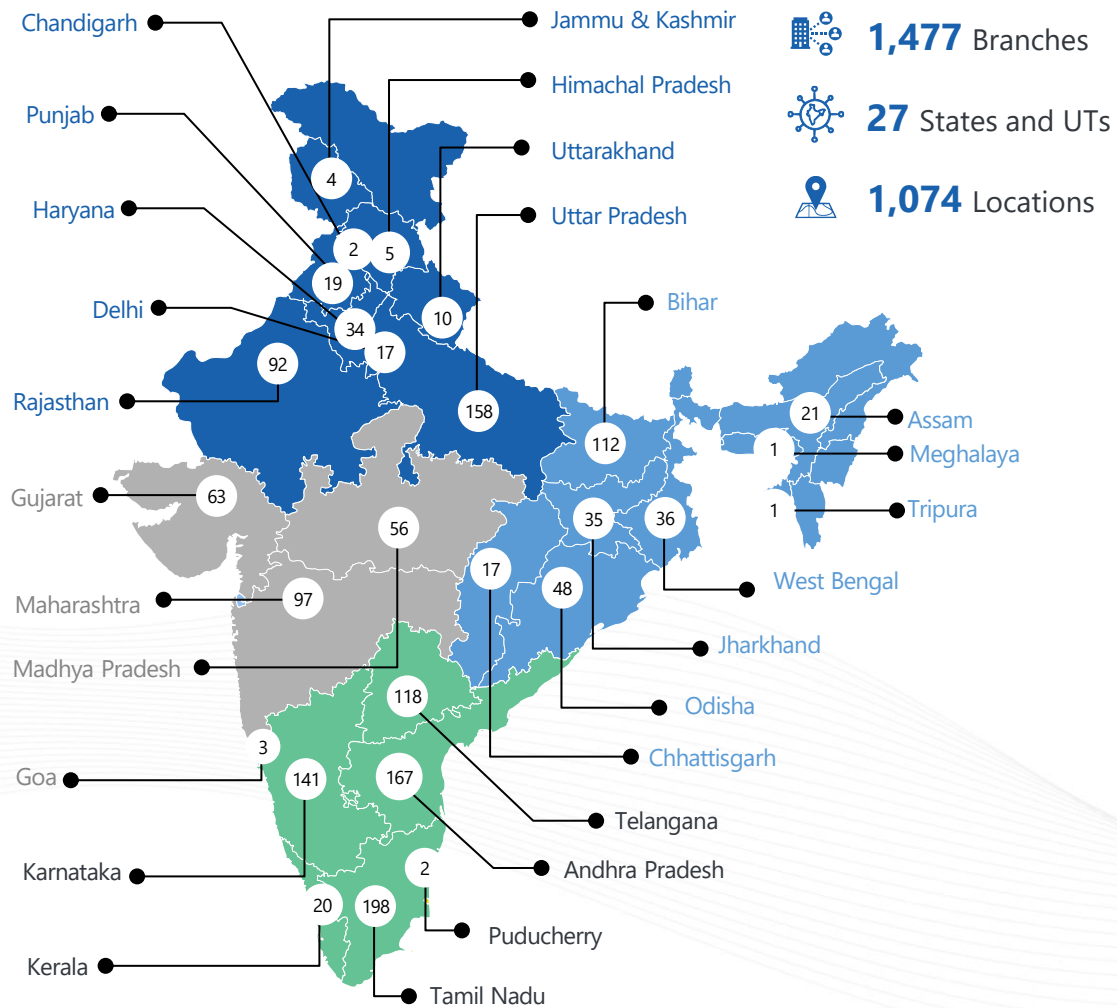
Select prior experience: (21 yrs)

- Tata Capital Housing Finance
- Times of India Group

Business Overview



Pan-India "Phygital" Distribution Model

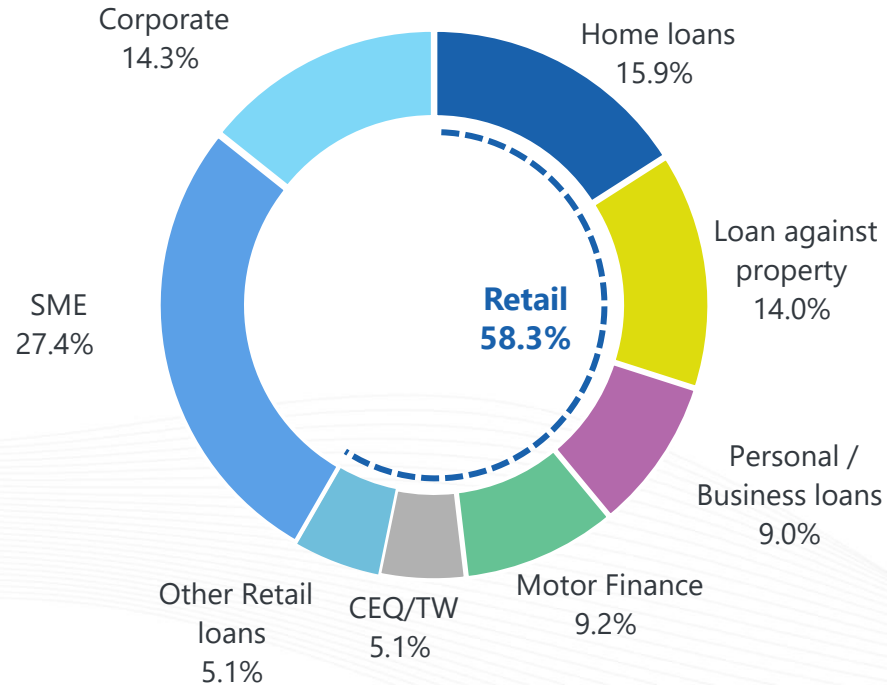


Note: All values are for Q4 FY26 / as of Mar-26, unless specified otherwise; (1) Includes Corporate, Retail and Motor Finance app downloads; (2) During the period Jan-26 to Mar-26.

Product Offerings – Retail and SME Driven Growth

Comprehensive product suite which helps manage risk across economic cycles

Net AUM: \$ 29,293 mn



Retail : SME : Corporate
58.3% : 27.4% : 14.3%

TCHFL - one of the largest HFCs with best-in-class return profile

25+ lending products – comprehensive suite

Retail unsecured⁽¹⁾ at 10.3% of Net AUM

Organic book ~99%

Granular⁽²⁾ ~99%

Note: All values are as of Mar 31, 2026; HFCs: Housing finance companies; Other Retail loans include education loan, microfinance, loan against securities, and car loans; 1 USD = 94.65 INR.

SME loans include Supply chain finance, equipment finance, and leasing solutions (+) term loans, cleantech and infrastructure finance, and developer finance to businesses with latest available turnover of <= ₹ 2.5bn (\$ 26mn).

Corporate loans include Term loans, cleantech and infrastructure finance, and developer finance to businesses with latest available turnover of > ₹ 2.5bn (\$ 26mn).

Motor Finance includes commercial vehicle, portion of car loans & supply chain finance; (1) Retail unsecured loans include personal loans, business loans, microfinance loans and education loans. (2) Loans with ticket size < ₹ 10mn (\$ 106k).

Business Segment Wise Net AUM

Particulars	Amount (\$ mn)					% Mix				
	Mar-25	Jun-25	Sep-25	Dec-25	Mar-26	Mar-25	Jun-25	Sep-25	Dec-25	Mar-26
Home loans	4,039	4,225	4,342	4,501	4,670	16.6%	16.8%	16.8%	16.3%	15.9%
Loan against property	3,013	3,271	3,547	3,824	4,100	12.4%	13.0%	13.8%	13.9%	14.0%
Personal / Business loans	2,465	2,444	2,469	2,537	2,647	10.1%	9.7%	9.6%	9.2%	9.0%
CEQ / Two-Wheeler	1,516	1,321	1,357	1,440	1,493	6.2%	5.3%	5.3%	5.2%	5.1%
Other Retail loans	1,159	1,225	1,283	1,364	1,488	4.8%	4.9%	5.0%	5.0%	5.1%
SME	5,932	6,353	6,772	7,453	8,026	24.4%	25.3%	26.3%	27.1%	27.4%
Corporate	2,682	3,045	3,005	3,614	4,188	11.0%	12.1%	11.7%	13.1%	14.3%
Total (excl. Motor Finance)	20,806	21,883	22,775	24,734	26,611	85.5%	87.2%	88.4%	89.8%	90.8%
Motor Finance	3,541	3,209	2,992	2,809	2,682	14.5%	12.8%	11.6%	10.2%	9.2%
Total (incl. Motor Finance)	24,347	25,092	25,767	27,542	29,293	100.0%	100.0%	100.0%	100.0%	100.0%

Note: Other Retail loans include education loan, microfinance, loan against securities, and car loans; 1 USD = 94.65 INR.

SME loans include Supply chain finance, equipment finance, and leasing solutions (+) term loans, cleantech and infrastructure finance, and developer finance to businesses with latest available turnover of <= ₹ 2.5bn (\$ 26mn).

Corporate loans include Term loans, cleantech and infrastructure finance, and developer finance to businesses with latest available turnover of > ₹ 2.5bn (\$ 26mn); Motor Finance includes commercial vehicle, portion of car loans & supply chain finance.

Diversified & Stable Liability Profile



Highest possible domestic credit rating
AAA with stable outlook

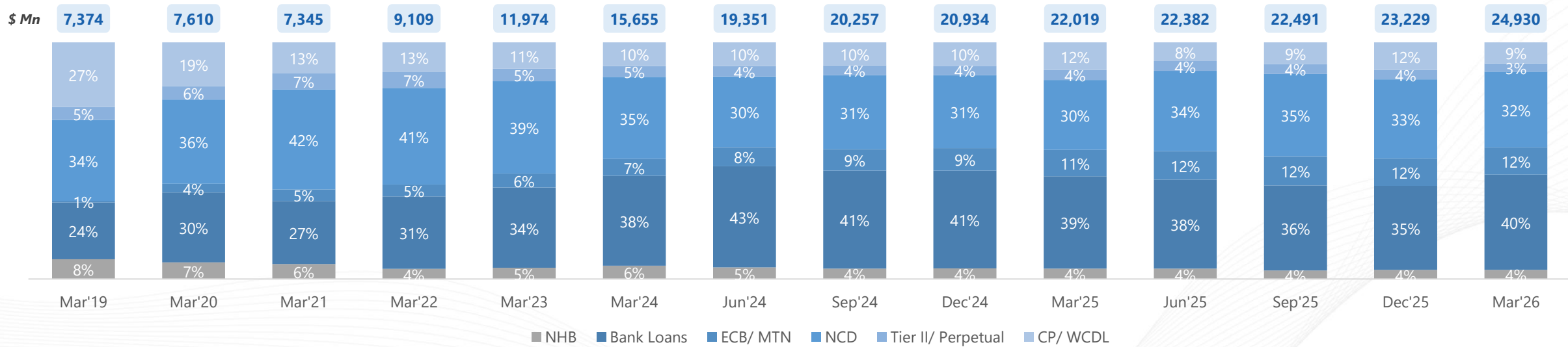


Int'l credit rating of BBB
1st USD bond issue in Jan'25

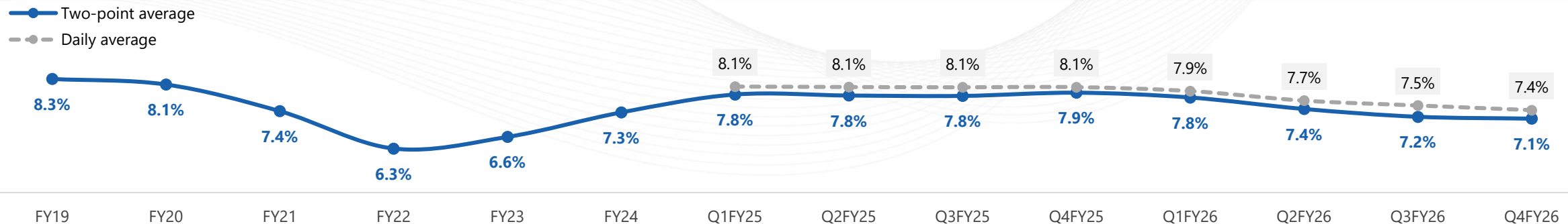


Access to diverse pool of domestic and international lenders at competitive rates

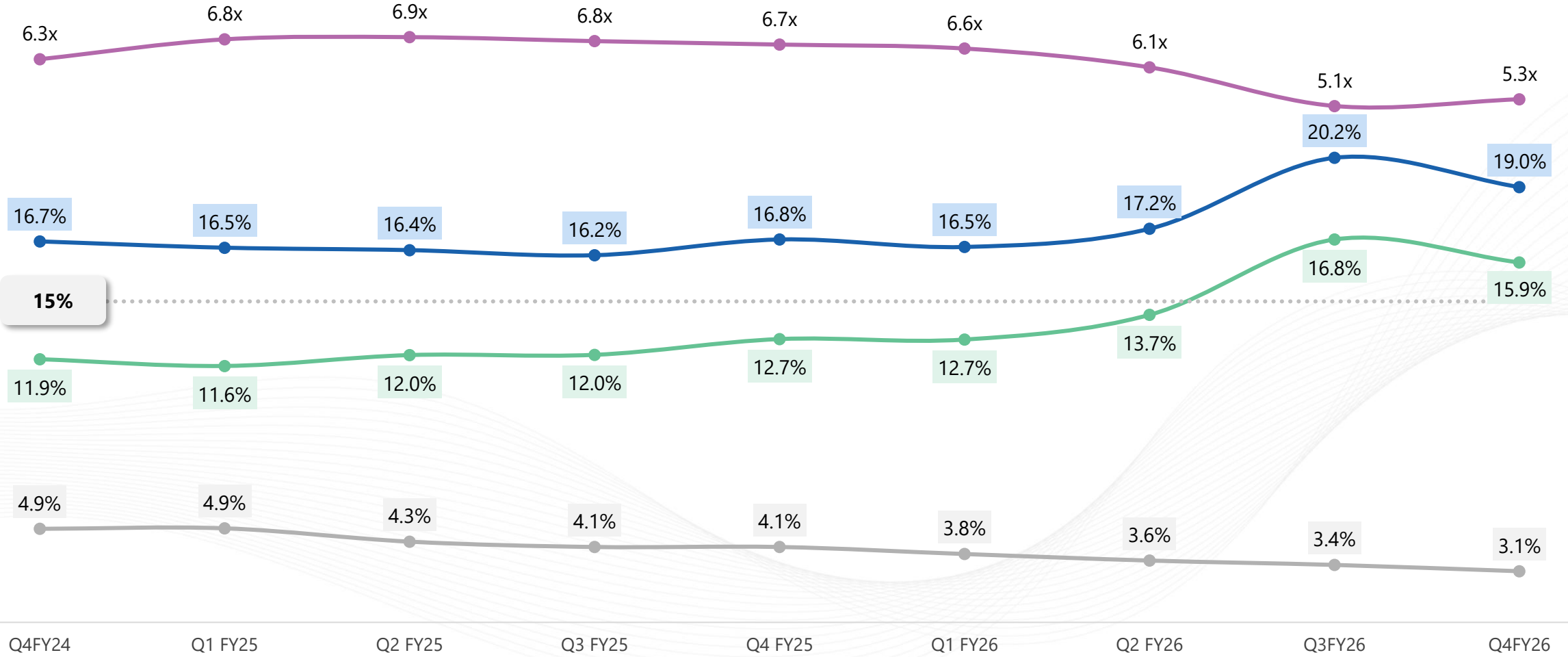
Diversified Funding Sources (Total Borrowings)



One of the Lowest Average Cost of Borrowings



Key Ratios

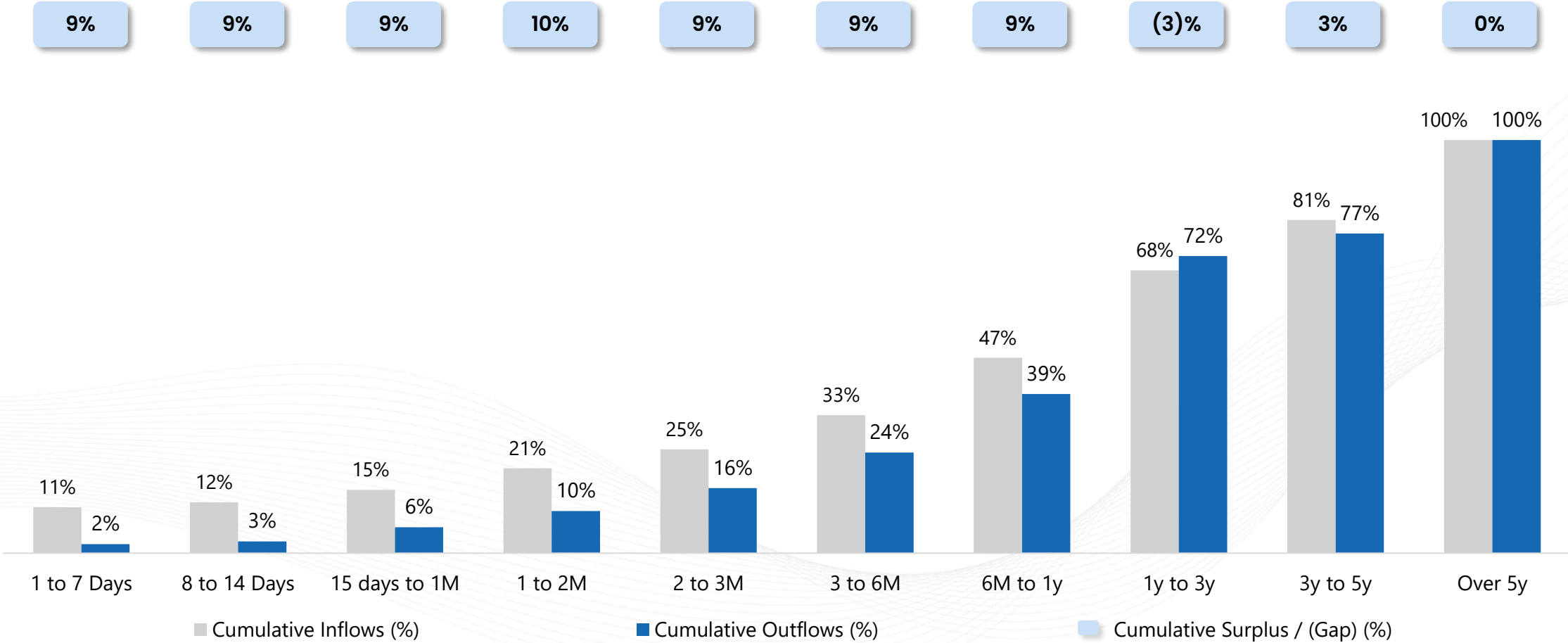


● **Total CRAR**
 ● **Tier-I**
 ● **Tier-II**
 ⋯ **Regulatory CRAR**
 ● **Total Borrowings to Total Equity**

Note: CRAR, Tier-I, and Tier-II for TCL Standalone; Total Borrowings to Total Equity ratio for TCL Consolidated. The figures / ratios in the previous year / period have been regrouped wherever necessary, in order to make them comparable to the current year / period.

ALM Bucketing (TCL Standalone)

Cumulative Inflows & Outflows



Performance Update



▲ 24.7030	▲ 86.560	0.650
▲ 47.0240	▲ 57.836	807.5
▲ 6780.70	▲ 5.7540	0.607

Tata Capital Limited – Financial Performance Summary

Particulars (\$ million)	FY18	FY19	FY20	FY21	FY22	FY23	FY24	FY25 (ex-TMFL)	FY25	FY26 (ex-TMFL)	FY26
Assets under management (net)	6,284	7,893	7,934	7,811	9,544	12,355	16,679	20,806	24,347	26,611	29,293
Total Gross loans	6,386	8,025	8,142	8,069	9,858	12,699	17,034	20,936	23,935	26,419	28,883
Total Net loans	6,183	7,829	7,890	7,778	9,521	12,338	16,667	20,550	23,449	25,982	28,335
Total Income	717	972	1,034	1,055	1,089	1,365	1,923	2,452	2,959	2,971	3,337
Finance Cost	410	548	610	551	517	697	1,011	1,331	1,588	1,506	1,689
Net Total Income	307	424	425	504	572	667	912	1,121	1,371	1,465	1,648
Operating expenses	160	211	190	180	222	282	383	449	571	521	631
Pre-provisioning operating profit	146	214	234	324	350	386	529	672	800	944	1,017
Credit cost	36	70	167	153	114	61	64	162	296	244	319
Profits before tax	110	144	67	171	236	324	465	510	504	700	697
PAT (excl. non-recurring income)⁽¹⁾	64	82	31	119	178	245	333	379	374	517	515
Non recurring income (PAT impact)	-	-	-	-	-	75	-	13	13	(3)	(3)
Profits after tax (PAT)	64	82	31	119	178	320	333	392	387	514	512
Ratios	FY18	FY19	FY20	FY21	FY22	FY23	FY24	FY25 (ex-TMFL)	FY25	FY26 (ex-TMFL)	FY26
Cost to income	52.3%	49.6%	44.8%	35.7%	38.8%	42.2%	42.0%	40.1%	41.6%	35.6%	38.3%
Cost to Average Assets	2.8%	2.9%	2.4%	2.3%	2.6%	2.6%	2.6%	2.4%	2.6%	2.2%	2.4%
Credit cost	0.6%	1.0%	2.1%	2.0%	1.3%	0.6%	0.4%	0.9%	1.4%	1.0%	1.2%
GNPA	2.4%	1.7%	1.9%	2.5%	1.9%	1.7%	1.5%	1.5%	1.9%	1.5%	2.0%
NNPA	0.4%	0.4%	0.6%	0.9%	0.6%	0.4%	0.4%	0.5%	0.8%	0.5%	0.9%
PCR	83.6%	79.7%	71.8%	65.4%	71.0%	77.1%	70.7%	65.8%	58.5%	65.1%	56.2%
Return on Assets (2-point average)	1.1%	1.1%	0.4%	1.5%	2.1%	2.2%	2.3%	2.0%	1.7%	2.2%	2.0%
Return on Assets (Daily average)	1.1%	1.2%	0.4%	1.6%	2.2%	2.3%	2.4%	2.1%	1.8%	2.3%	2.1%
Return on Equity (2-point average)	15.3%	13.2%	3.6%	12.0%	15.3%	15.8%	15.5%	13.8%	12.3%	14.3%	12.9%
Return on Equity (Daily average)	15.6%	13.9%	3.7%	12.2%	16.0%	17.9%	17.6%	14.7%	12.7%	14.4%	13.0%

Consolidated Financial Performance

Particulars (\$ million)	Q1FY26	Q2FY26	Q3FY26	Q4FY26	QoQ growth	FY25	FY26	YoY growth
Assets under management (net)	25,092	25,767	27,542	29,293	6%	24,347	29,293	20%
Total Gross loans	24,658	25,351	27,166	28,883	6%	23,935	28,883	21%
Total Net loans	24,149	24,826	26,612	28,335	6%	23,448	28,335	21%
Net interest income	303	318	351	367	5%	1,130	1,338	18%
Fee income ⁽²⁾	61	70	71	74	5%	209	276	32%
Investment income	19	11	7	(3)	~	32	34	~
Net total income	383	399	428	438	2%	1,371	1,648	20%
Operating expense ⁽²⁾	141	158	164	168	2%	571	631	11%
Pre-provisioning operating profit	242	241	264	270	3%	800	1,017	27%
Loan losses and provisions	96	82	80	62	(23)%	296	319	8%
Profit before tax	146	159	184	209	14%	504	697	38%
Profit after tax (excl. non-recurring items)	105	116	136	159	16%	374	515	38%
Non-recurring items (PAT impact) ⁽¹⁾	-	-	(3)	-	~	13	(3)	~
Profit after taxes (attributable to owners of the company)	105	116	133	159	19%	387	512	32%
Ratios⁽²⁾								
Annualized operating expense on average net loan book	2.4%	2.6%	2.5%	2.5%		2.6%	2.4%	
Cost to income ratio	36.8%	39.7%	38.4%	38.3%		41.6%	38.3%	
Annualized credit cost on average net loan book	1.6%	1.3%	1.2%	0.9%		1.4%	1.2%	
Annualized Return on average net loan book	1.8%	1.9%	2.1%	2.3%		1.7%	2.0%	
Annualized Return on average equity	12.5%	13.0%	13.1%	13.9%		12.3%	12.9%	

Merger with Tata Motors Finance became effective on May 8, 2025 - Q1FY26 is the first quarter of combined operations

Consolidated Balance Sheet

Particulars (\$ million)	Mar-25	Mar-26
Total Net Loans	23,449	28,335
Investments	1,042	1,005
Other financials assets	1,743	1,351
Total Assets	26,234	30,691
Total Borrowings	22,019	24,930
Other financials liabilities	600	784
Networth	3,491	4,845
Total Equity	3,300	4,718
Instruments entirely equity in nature	191	127
Non Controlling Interest	125	132
Total Liabilities and equity	26,234	30,691

Asset Quality Update

Particulars	Gross Stage 3					Net Stage 3					Provision Coverage				
	Mar-25	Jun-25	Sep-25	Dec-25	Mar-26	Mar-25	Jun-25	Sep-25	Dec-25	Mar-26	Mar-25	Jun-25	Sep-25	Dec-25	Mar-26
Home loans	0.6%	0.7%	0.7%	0.8%	0.7%	0.3%	0.3%	0.4%	0.4%	0.4%	51.2%	50.7%	50.0%	48.0%	49.1%
Loan against property	1.5%	1.4%	1.4%	1.3%	1.3%	0.6%	0.6%	0.6%	0.6%	0.6%	57.7%	56.4%	54.7%	55.4%	54.5%
Personal / Business loans	5.2%	5.5%	5.7%	5.8%	5.6%	1.5%	1.7%	1.8%	1.8%	1.7%	73.2%	70.5%	70.3%	70.8%	70.9%
CEQ / Two-Wheeler	3.1%	3.3%	3.4%	3.5%	3.2%	1.6%	1.6%	1.7%	1.7%	1.4%	50.5%	52.4%	51.8%	53.6%	56.3%
Other Retail loans	2.0%	2.7%	3.3%	3.7%	3.1%	0.5%	0.9%	1.1%	1.3%	1.0%	75.8%	67.1%	67.6%	66.6%	67.4%
SME	0.7%	0.7%	0.7%	0.6%	0.6%	0.2%	0.2%	0.2%	0.2%	0.2%	70.5%	68.6%	69.7%	71.2%	71.3%
Corporate	0.3%	0.2%	0.2%	0.2%	0.1%	0.1%	0.1%	0.1%	0.0%	0.0%	70.4%	71.2%	71.1%	85.0%	94.4%
Total (excl. Motor Finance)	1.5%	1.6%	1.6%	1.6%	1.5%	0.5%	0.6%	0.6%	0.6%	0.5%	65.8%	64.2%	64.0%	64.5%	65.1%
Motor Finance	4.1%	5.9%	7.7%	8.4%	8.0%	2.5%	4.1%	5.3%	5.8%	5.1%	39.2%	31.9%	32.3%	33.4%	38.8%
Total (incl. Motor Finance)	1.9%	2.1%	2.2%	2.2%	2.0%	0.8%	1.0%	1.1%	1.0%	0.9%	58.5%	53.9%	52.8%	53.6%	56.2%

Note: Other Retail loans include education loan, microfinance, loan against securities, and car loans.; Motor Finance business includes commercial vehicle, portion of car loans, supply chain finance.

Technological Capabilities



Digital First – Essence of Our Organization

1



Digital DNA

- Digital-first NBFC
- Technology at the core of how we think, work and deliver
- Transforming products to create seamless, scalable and smarter financial journeys

2



AI > Next

- Harnessing AI to reimagine finance and deliver superior customer experiences
- Leverage AI to achieve operational excellence, empowering workforce and unlocking new possibilities

3

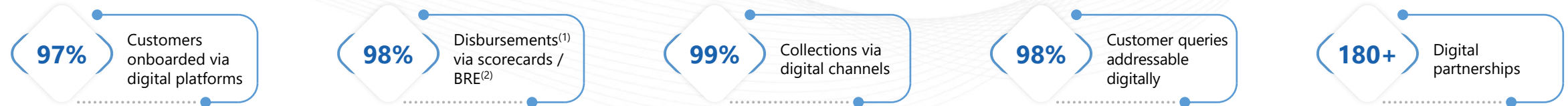
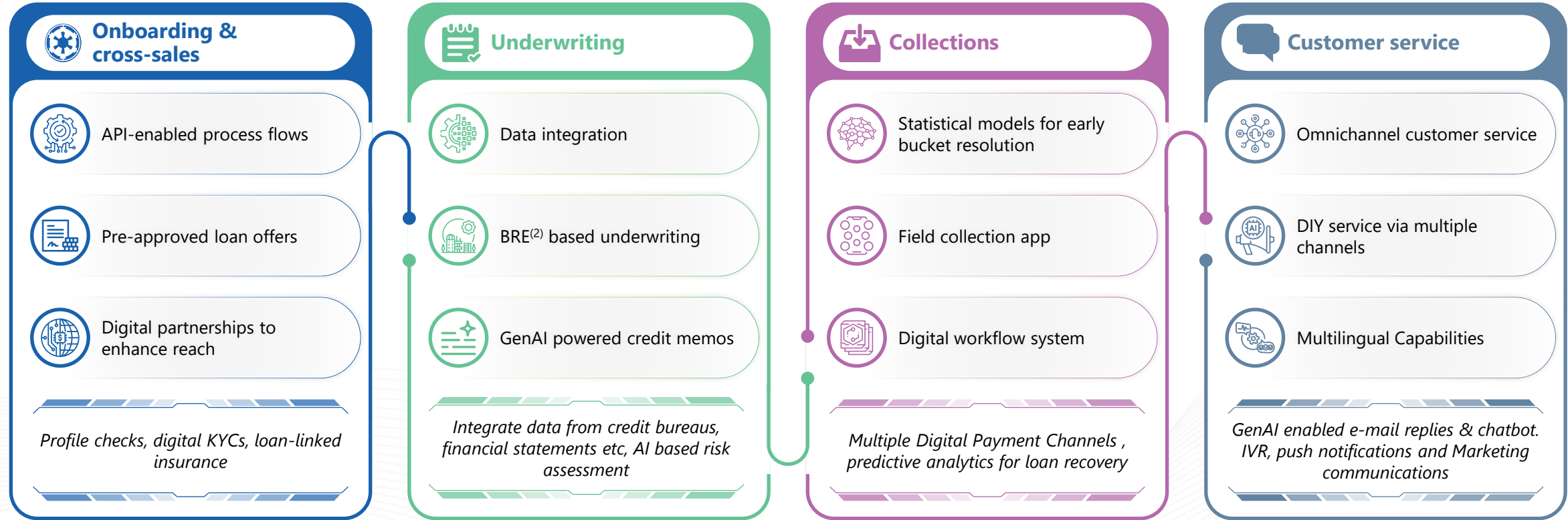


Customer at the Core

- Every product design, experience, and promise is shaped around customers' needs and aspirations
- Empowering customer ambitions and fulfilling their dreams

Digital DNA Driving Impact

Digitizing entire loan lifecycle to improve customer experience and create a seamless & efficient process



Note: All values are for Q4 FY26 / as of Mar 31, 2026, unless specified otherwise stated. (1) In retail finance; (2) BRE – Business rule engine.

An AI-First NBFC – Harnessing AI capability



AI for Conversation

Unified voice hub powers sales, service & collection conversations

Improved conversions | Deeper engagements
| Faster resolutions | Improve collection efficiency



AI for Document Intelligence

Vision AI – extract, process & refine data for consistent decision-making

Faster processing | Enhanced productivity |
Quality check



AI for People Capability

AI ready culture - training the workforce

Employee assist platforms - 12,000+
employees trained



AI for Technology

Agentic platform using multiple LLM, and RAG based architecture with vectoring and embedding capabilities

100% hybrid cloud environment



AI in Advance Analytics

AI-led insights across the loan lifecycle


↑ Revenues | Accelerate decisioning | Mitigate risk | Capture untapped opportunities




AI in Marketing & Onboarding

- AI-generated creatives
- Multilingual AI interactions
- Improved lead to sales ratio

AI generated marketing:

 **80%** campaign creatives

 **75%** mailers and banners

 **50%** of videos and blogs



Driving business:


- 15% of direct PL business




AI in Underwriting

- Smarter & faster underwriting assistance
- Insights to support credit decisions
- Improved TAT and greater standardization

AI powered underwriting assist:

 **30%** increase in underwriting productivity

 **85%** adoption rate in SME



FinSight:


- In-house AI powered bank statement analyzer for faster, sharper underwriting decisions





AI in Operations

- Document intelligence
- Automated AI workflows
- Reduced manual intervention

AI powered document intelligence:

 **2cr+** documents processed

 **87%** adoption in 2W

 **90%** adoption in MFI



Operational efficiency:

- 80+ bots operational
- 35% increase in productivity



AI in Service

- Scalable & intelligent customer service
- Agentic AI workflows for voice and email communication

AI powered customer interactions:



90% of welcome calls through AI



80% reduction in manpower for welcome calls



Improved customer service:

- 70%+ emails serviced through AI assist



AI in Collections

- AI agents managing outreach
- Streamlining recovery workflows & strengthening collection efficiency

AI powered collections:



80+ predictive models used to improve collection efficiency



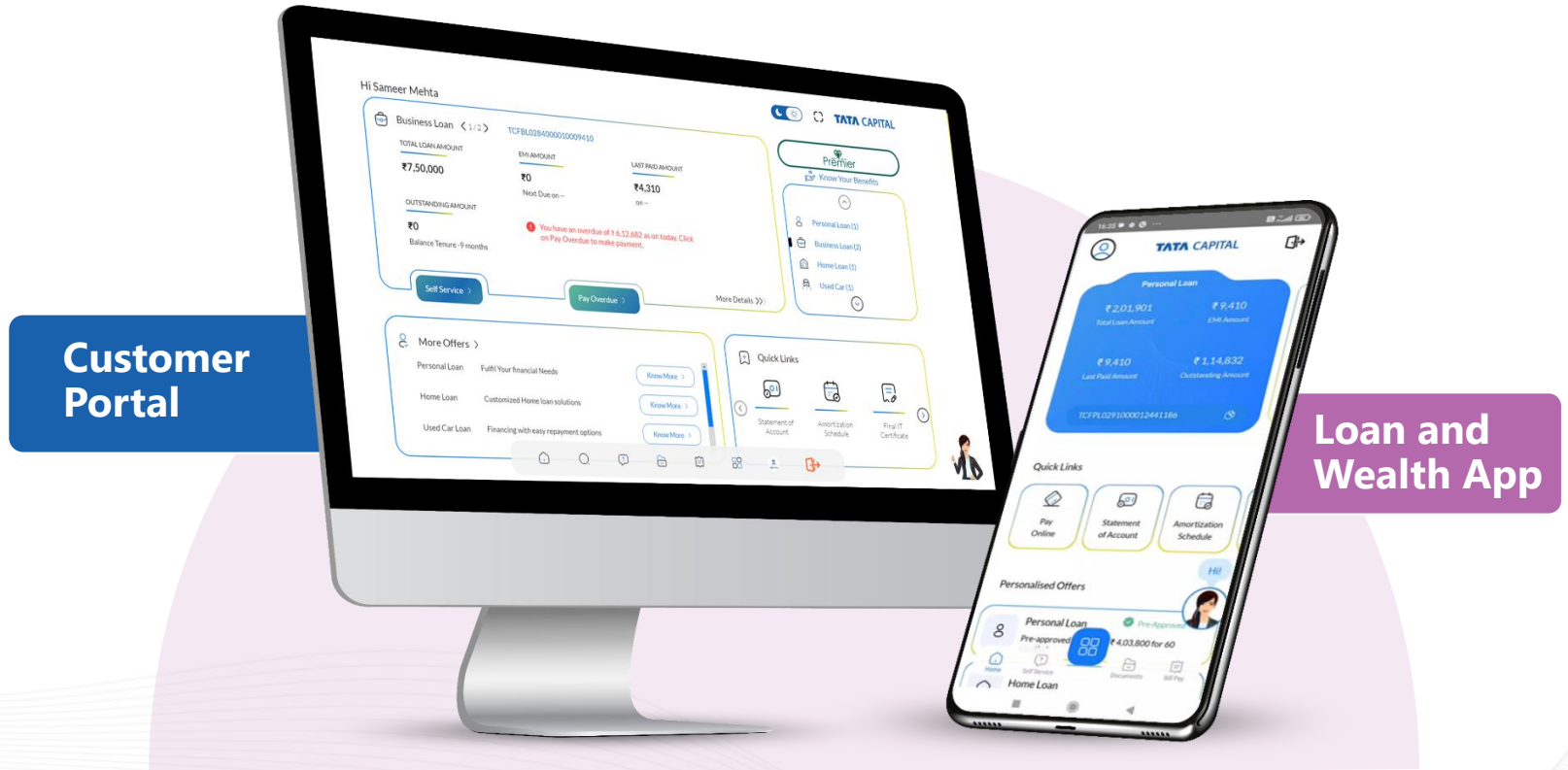
30% early bucket collections using voice AI agents



Strengthening collections:

- Unsecured retail X bucket efficiency improved by 20%

Digital First Approach – Customer-Centric and Experience-Driven



Customer Portal

Loan and Wealth App



167+ Services for Retail

120+ Services for Corporate

25+ Customer Journeys

25+ Product Suite

ESG Overview



Tata Capital ESG Initiatives – Commitments (1/3)

Key Pillars of Sustainability Commitments



Board Independence and Diversity

Diverse Board, with five out of eight members serving as independent directors, bringing industry expertise, including two female independent directors.



Leadership Commitments toward Sustainability

Strong leadership accountability through robust oversight. Sustainability is governed under Risk Committee of the Board which has adopted a Sustainability Policy.



Ethical Framework

100% of Employees trained in Tata Code of Conduct articulating values, ethics and business principles; POSH; Anti-Bribery and Anti-Corruption Policy; Whistleblower policy.



Data & Risk Governance

Advanced cybersecurity, enterprise risk management and compliance with data protection regulations.



Sustainability-Focused Business

ESG-aligned business strategies for sustainable growth - Cleantech Financing; Financial Inclusion; Affordable Housing, MF Loans



Strengthening Communities through Responsible Action

Tata Capital's robust CSR strategy focuses on uplifting communities, protecting environment, and fostering an equitable future. The role serves as a catalyst for sustainable development and inclusive growth.

Tata Capital ESG Initiatives – Sustainability Indicators (2/3)

A pioneer in Cleantech financing in the country, TCL has built a robust foundation to push the ESG agenda. Guided by our long term vision and unwavering commitment, we are embedding ESG considerations across our portfolio to power India's ambition of achieving a low carbon future alongside inclusive economic growth.

Environmental KPIs

Pioneer in Cleantech Financing in India

More than 600+ Cleantech projects

30 GW+ renewable capacity financed

2.5+ Lakh saplings planted till date with 80% survival rate

Social KPIs

10% women in workforce

600+ MF branches across the country

8 Lakh+ Women empowered by MF Loans

3.7+ mn lives impacted by CSR projects till date

Governance KPIs

Sustainability agenda governed under Risk Committee of the Board

The Tata Code of Conduct governs our integrity, trust and transparency

AAA by Crisil, ICRA, CARE & India Ratings
BBB by S&P Global

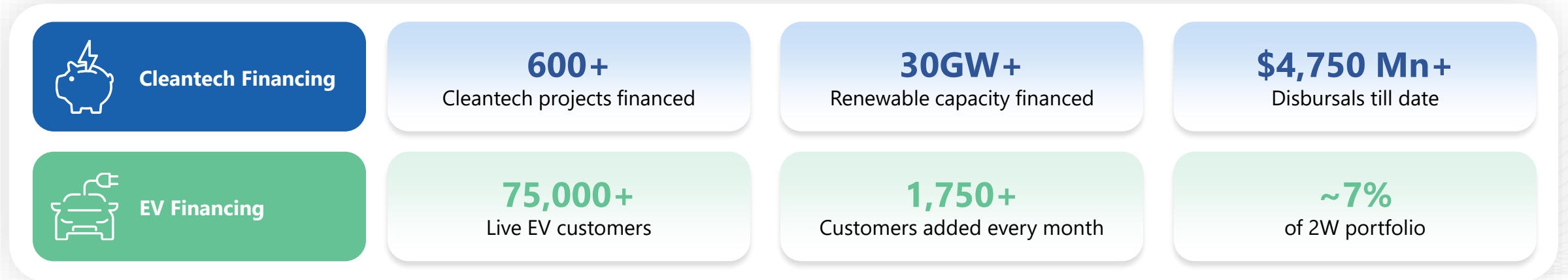
100% employees trained on Ethics, Anti-Bribery, etc.


All figures as of Mar 31, 2026.

Catalyzing Green Projects Through Cleantech Finance (3/3)

Financing green projects through Cleantech Finance

In 2011, our erstwhile subsidiary TCCL⁽¹⁾ was set up by our Company and International Finance Corporation, with a primary focus on green and sustainable financing




Deep partnerships with global climate investors
enabling access to long-tenure, low-cost capital


In-house sourcing for Cleantech
and Infrastructure Finance



Note: (1) Tata Cleantech Capital Limited – merged into TCL; 1 USD = 94.65 INR.

Awards and Recognition



Global Environment Award 2025 for the Green Finance Sector



NBFC and Fintech Excellence Awards 2026 for Innovative Application of AI (Corporate Finance)



Best BFSI Brand 2025 by ET Edge



Awarded 'Customer Centric Company of the Year' at the 24th CX Strategy Summit and Awards 2026



ET Martech Awards 2025 for Innovative AI & Automated Campaigns



Tata Innovista Award for our Gen AI-powered CAM Project- 2025



Best Data Quality Award in the NBFC Consumer Emerging Segment – Silver Category by TransUnion CIBIL



Recognition for JaAadhar and The Green Switch Projects as Best Practice at the Tata Group Ethics and Affirmative Action Summit 2025



Innovative Use of Existing Medium – Metro (Bronze) for Mitaye Faasle at e4m NEONS OOH Awards 2025



Best use of Quora (Bronze) at afaqs! Digies Awards 2025



Platinum Category Award at the 15th Annual EEF Global Environment Awards 2025



Awarded 'Excellence in Data-Driven Credit Innovation' at the ETBFSI Exceller Awards 2025



Multiple awards for Social Media at afaqs! Marketers Xcellence Awards 2025



India Green Energy Award winner for Electric Vehicle Financing at India Green Energy Awards (IFGE) 2025

Definition of Key Terms

Term	Definition
Average cost of borrowings ratio	Finance cost as a percentage of average total borrowings for the relevant fiscal / period.
Tier I	Computed from the standalone financial statements of the company, as tier I capital divided by total risk weighted assets, in accordance with relevant RBI guidelines as at the last day of the relevant fiscal / period.
Capital risk adequacy ratio or CRAR	Computed from the standalone financial statements of the company, TCHFL, as applicable, as the sum of CRAR - tier I and CRAR - tier II.
Cost to income ratio	Operating expenses as a percentage of net total income for the relevant fiscal / period.
Credit cost ratio	Credit cost as a percentage of average total net loans (annualized).
Fee income	Rental income, fees and commission income, net gain on derecognition of financial instruments and other income as reported in the restated consolidated financial information for the relevant fiscal / period.
Gross stage 3 loans	Total gross loans which are more than 90 DPD from their contractual payments or as prescribed by applicable regulations and includes Purchased or Originated Credit Impaired Loans (POCI).
Gross stage 3 loans ratio	Ratio of gross stage 3 loans as a percentage of total gross loans as at the last day of the relevant fiscal / period.
Investment income	Dividend income, net gain on fair value changes and net gain on derecognition of associates as reported in the restated consolidated financial information for the relevant fiscal / period.
Net stage 3 loans	Gross stage 3 loans as reduced by impairment loan allowances provided on gross stage 3 loans as at the last day of the specified fiscal / period.
Net stage 3 loans ratio	Gross stage 3 loans as reduced by impairment allowances provided on gross stage 3 loans as a percentage of total gross loans as reduced by impairment allowances provided on gross stage 3 loans as at the last day of the relevant fiscal / period.
Net total income	Total income reduced by finance cost for the relevant fiscal / period.
Operating expenses ratio	Operating expenses as a percentage of average total net loans.
Provision coverage ratio or PCR	Impairment allowances provided on gross stage 3 loans as a percentage of gross stage 3 loans as at the last day of the relevant fiscal / period.
Return on assets or ROA	Profit after tax as a percentage of average total net loans.
Return on equity or ROE	Profit after tax as a percentage of average total equity.
Total equity	Equity attributable to owners of the company reduced by instruments entirely equity in nature as reported in the restated consolidated financial information as at the last day of the relevant fiscal / period.
Total gross loans	Total net loans adjusted for unamortised loan sourcing fees, unamortised loan sourcing costs and impairment allowances as at the last day of the relevant fiscal / period.
Total net loans	Loans as at the last day of the relevant Fiscal / period.
Net AUM	Total Net Loans plus outstanding balance of loans transferred through direct assignment

TATA CAPITAL

Thank You

