

April 26, 2022

To,
The Listing Department
National Stock Exchange of India Ltd.,
Exchange Plaza, Bandra Kurla Complex,
Bandra (East),
Mumbai – 400051

Dear Sir / Madam,

Sub: Outcome of Board Meeting
Ref: Tata Capital Limited

Pursuant to Regulations 51(2) and 52 read with Part B of Schedule III of the Securities and Exchange Board of India (Listing Obligations and Disclosure Requirements) Regulations, 2015 ("SEBI Listing Regulations"), we wish to inform you that the Board of Directors of the Company, at its Meeting held today i.e. April 26, 2022, have inter alia, approved the Audited Standalone Financial Results for the quarter and year ended March 31, 2022 and the Audited Consolidated Financial Results for the year ended March 31, 2022 ("Audited Financial Results") of the Company.

Please find enclosed, the following:

1. Audited Financial Results of the Company along with Auditors Report issued by the Statutory Auditor of the Company, M/s Khimji Kunverji & Co. LLP, Chartered Accountants; and
2. Declaration by the Managing Director pursuant to Regulation 52(3)(a) of the SEBI Listing Regulations.

Further, please find enclosed the following:

1. Large Corporate Disclosures pursuant to Chapter XII of the Operational Circular No. SEBI/HO/DDHS/P/CIR/2021/613 dated August 10, 2021, as amended, issued by the Securities and Exchange Board of India, for March 31, 2022; and
2. Disclosure of Related Party Transactions pursuant to Regulation 23(9) of the SEBI Listing Regulations for the year ended March 31, 2022.

Pursuant to Regulation 52(7) of SEBI Listing Regulations, we hereby confirm that issue proceeds of Non-Convertible Debentures issued by the Company have been utilised for the purpose for which these proceeds were raised.

We request you to take the above on record.

Thanking you,

Yours faithfully,
For **Tata Capital Limited**

Sarita Kamath
Head – Legal and Compliance & Company Secretary

Encl.: as above

CC: IDBI Trusteeship Services Limited
Asian Building, Ground Floor,
17, R. Kamani Marg, Ballard Estate
Mumbai - 400 001


TATA CAPITAL LIMITED

Corporate Identity Number U65990MH1991PLC060670

11th Floor Tower A Peninsula Business Park Ganpatrao Kadam Marg Lower Parel Mumbai 400 013

Tel 91 22 6606 9000 Web www.tatacapital.com

Registered Office 11th Floor Tower A Peninsula Business Park Ganpatrao Kadam Marg Lower Parel Mumbai 400 013



Annexure - B2

**Annual disclosure to be made by an entity identified as a large Corporate
(To be submitted to the stock exchange(s) within 45 days of the end of the FY)**

- 1 Name of the company :Tata Capital Limited
2 CIN :U65990MH1991PLC060670
3 Report filed for FY :2021-22
4 Details of the current block :2021-22 / 2022-23

(Rs. In lakhs)

| Sr. No. | Particulars | Details |
|---------|---|---------------------|
| i | 2-year block period (specify financial years) | FY 2022 and FY 2023 |
| ii | Incremental borrowing done in FY2022 (a) | 1,00,000 |
| iii | Mandatory borrowing to be done through debt securities in FY 2022 (b) = (25% of a) | 25,000 |
| iv | Actual borrowing done through debt securities in FY 2022 (c) | 1,00,000 |
| v | Shortfall in the borrowing through debt securities, if any, for FY 2021 carried forward to FY 2022. (d) | NA |
| vi | Quantum of (d), which has been met from (c) (e) | Nil |
| vii | Shortfall, if any, in the mandatory borrowing through debt securities for FY 2022 {after adjusting for any shortfall in borrowing for FY 2021) which was carried forward to FY (2022)} (f)=(b)-[(c)-(e)] {If the calculated value is zero or negative, write "nil"} | Nil |

5. Details of penalty to be paid, if any, in respect to previous block:

| Sr. No. | Particulars | Details |
|---------|--|---------------------|
| i. | 2-year block period (specify financial years) | FY 2021 and FY 2022 |
| ii. | Amount of fine to be paid for the block, if applicable Fine = 0.2% of {(d)-(e)} | Nil |

(Signature)
Name: Sarita Kamath
Designation: Head - Legal and Compliance &
Company Secretary
Contact Details: 022 66069000

(Signature)
Name: Rakesh Bhatia
Designation: Chief Financial Officer
Contact Details: 022 66069000



Date: April 26, 2022

TATA CAPITAL LIMITED

Corporate Identity Number U65990MH1991PLC060670

11th Floor Tower A Peninsula Business Park Ganpatrao Kadam Marg Lower Parel Mumbai 400 013

Tel 91 22 6609 9000 Web www.tatacapital.com

Registered Office 11th Floor Tower A Peninsula Business Park Ganpatrao Kadam Marg Lower Parel Mumbai 400 013


TATA CAPITAL LIMITED

Consolidated list of Related Party Transactions

For the year ended March 31, 2022

Rs in lakhs

| Sr No | Name of Company | Nature of Transactions | For the year ended March 31, 2022 | For the year ended March 31, 2021 |
|-------|---|--|--|---|
| 1 | Tata Sons Private Limited | Income Interest Income on Finance Lease Operating Lease rental Expenses BEBP Expenses Legal and Professional fees Staff Welfare Expenses* Training Expenses* Other transactions Sale of Fixed Asset Finance Lease Facility repayment received during year Assets Balance Receivable Finance lease accrued income & other receivables / (Payable)* Finance Lease Facility Principal receivable Liabilities Equity shares held Balance payable | 16 742 2,653 7 0 0 9 205 3 0 71 3,32,458 2,658 | 42 811 2,735 52 0 4 - 190 - (36) 276 3,32,458 2,735 |
| 2 | Roots Corporation Limited (ceased to be associate w.e.f. 25.03.2022) | Expenses Staff Welfare Expenses* Assets Investment in Equity Provision for Diminution in value of Investment | 0 - - | - 2,062 (625) |
| 3 | Tata Autocomp Systems Limited | Income Operating Lease rental Other transactions Security deposit received during year Security deposit repaid / adjusted during year Assets Balance Receivable Investment in Equity Liabilities Security deposit payable Commitments Off balance sheet exposure | 718 21 - 694 45,874 473 6,552 | 643 8 132 - 34,879 450 6,752 |




Consolidated list of Related Party Transactions

For the year ended March 31, 2022

Rs in lakhs

| Sr No | Name of Company | Nature of Transactions | For the year ended March 31, 2022 | For the year ended March 31, 2021 |
|-------|---|--|--|--|
| 4 | Tata Projects Limited | Income Interest Income on Finance Lease Interest Income on Loan Management Fees Operating Lease rental Other transactions Investment in Equity during year Loan given during year Sale of Fixed Asset Loan repayment received during year Security deposit received during year Security deposit repaid / adjusted during year Finance Lease Facility repayment received during year Finance Lease Facility provided during year Assets Balance Receivable Finance lease accrued income & other receivables Finance Lease Facility Principal receivable Investment in Equity Loan accrued interest receivable Loan Principal receivable Liabilities Security deposit payable Commitments Off balance sheet exposure | 852 1,137 702 6,185 2,655 50,000 336 8,800 84 - 1,568 4,270 288 2,449 6,480 6,247 939 41,200 778 19,130 | 412 - 6 7,209 - - 61 - 154 69 769 1,831 - 621 3,761 3,997 - - 694 4,552 |
| 5 | Tata Play Limited (formerly Tata Sky Limited) | Assets Investment in Equity | 5,717 | 5,634 |
| 6 | Fincare Business Services Limited | Income Interest Income on Loan Other transactions Loan given during year Loan repayment received during year Assets Investment in Equity Loan accrued interest receivable* Loan Principal receivable | 316 - 1,830 848 0 2,023 | 89 3,732 - 849 1 3,732 |
| 7 | Fincare Small Finance Bank Limited | Income Interest Income on Loan Other transactions Investment in Equity during year Assets Investment in Equity Loan accrued interest receivable Loan Principal receivable | 409 119 150 13 3,616 | 408 3,616 30 13 3,616 |
| 8 | Shriram Properties Limited (ceased to be related party w.e.f 22.12.2021) | Assets Investment in Equity Provision for Diminution in value of Investment | - - | 3,935 (1,535) |



Consolidated list of Related Party Transactions

For the year ended March 31, 2022

Rs in lakhs

| Sr No | Name of Company | Nature of Transactions | For the year ended March 31, 2022 | For the year ended March 31, 2021 |
|-------|---|---|---|--|
| 9 | TVS Supply Chain Solutions Limited | Income Interest Income on Loan Invoice Discounting Other transactions Loan repayment received during year Proceeds from Divestment of Equity during year Invoice discounted during year Invoice discounted repayment received during year Assets Investment in Equity Invoice Discounted receivable Invoice Discounting other receivables Commitments Off balance sheet exposure | - 47 - - 4,551 4,635 808 508 2 492 | 204 37 12,725 484 4,862 4,500 756 592 3 398 |
| 10 | Aief Mobitech Solutions Private Limited (Merged with The Tata Power Company Limited w.e.f. 15.03.2022) | Assets Investment in Equity Investment in Preference Shares Provision for Diminution in value of Investment | 1,093 1,712 (2,804) | 1,093 1,712 (2,804) |
| 11 | Atulaya Healthcare Private Limited | Assets Investment in Equity Investment in Preference Shares | 1 3,999 | - - |
| 12 | Cnergys Infotech India Private Limited | Other transactions Reimbursement of Legal expenses received Assets Investment in Equity Investment in Preference Shares | 33 5,709 2,091 | - - - |
| 13 | Deeptek Inc, a Delaware Corporation | Assets Investment in Preference Shares | 4,340 | - |
| 14 | Indusface Private Limited | Expenses Information technology expenses Other transactions Reimbursement of Legal expenses received Assets Investment in Equity Liabilities Balance payable | 13 - 3,274 4 | - 51 3,440 - |
| 15 | Kapsons Industries Private Limited | Assets Investment in Equity Investment in Preference Shares Provision for Diminution in value of Investment | 1 6,000 (6,001) | 1 6,000 (6,001) |
| 16 | Linux Laboratories Private Limited | Other transactions Reimbursement of Legal expenses received Assets Investment in Equity Investment in Preference Shares | - 1,508 3,500 | 11 1,512 3,500 |
| 17 | Lokmanaya Hospital Private Limited | Assets Investment in Preference Shares | 2,464 | 2,464 |



Consolidated list of Related Party Transactions

For the year ended March 31, 2022

Rs in lakhs

| Sr No | Name of Company | Nature of Transactions | For the year ended March 31, 2022 | For the year ended March 31, 2021 |
|-------|--|--|---|--|
| 18 | Novalead Pharma Private Limited | Assets Investment in Equity Provision for Diminution in value of Investment | 2,282 (792) | 2,282 - |
| 19 | Pluss Advanced Technologies Limited (formerly Pluss Polymer Private Limited) (ceased to be related party w.e.f. 06.10.2021) | Assets Investment in Equity Investment in Preference Shares | - - | 1,532 1,020 |
| 20 | Sea6 Energy Private Limited | Assets Investment in Equity | 2,552 | 2,967 |
| 21 | Shriji Polymers (India) Limited (ceased w.e.f. 28.08.2020) | Income Dividend Income | - | 1 |
| 22 | Tata Technologies Limited | Income Interest Income on Finance Lease Expenses Information technology expenses Other transactions Finance Lease Facility repayment received during year Assets Finance lease accrued income & other receivables / (Payable)* Finance Lease Facility Principal receivable* Investment in Equity Liabilities Balance payable | 3 526 28 (0) 0 10,682 109 | 8 263 42 1 28 8,769 85 |
| 23 | Tema India Limited | Income Interest Income on Loan Dividend Income Other transactions Loan repayment received during year Assets Investment in Equity Loan accrued interest receivable* Loan Principal receivable Investment in Preference Shares | 8 - 16 4,204 0 56 300 | 10 45 14 4,253 1 72 300 |
| 24 | Vortex Engineering Private Limited | Assets Investment in Equity Provision for Diminution in value of Investment | 2,900 (2,050) | 2,900 (1,950) |
| 25 | Tata Capital Limited Employees Provident Fund | Expenses Contribution to Provident Fund Other transactions Employees Contribution to Provident Fund Liabilities Statutory Liabilities Provision for Trust's exposure to investment in IL & FS | 1,882 2,993 157 285 | 1,637 2,642 164 285 |
| 26 | Tata Capital Limited Gratuity Scheme | Expenses Contribution to Gratuity fund Liabilities Provision for Trust's exposure to investment in IL & FS | 95 140 | 356 140 |




Consolidated list of Related Party Transactions

For the year ended March 31, 2022

Rs in lakhs

| Sr No | Name of Company | Nature of Transactions | For the year ended March 31, 2022 | For the year ended March 31, 2021 |
|-------|--|--|---|---|
| 27 | Tata Capital Limited Superannuation Scheme | Expenses Contribution to Superannuation Assets Balance Receivable Liabilities Statutory Liabilities | 167 - 4 | 142 12 - |
| 28 | AirAsia (India) Limited | Income Interest Income on Loan Management Fees Processing Fees Other transactions Loan given during year Loan repayment received during year Assets Loan accrued interest receivable Loan Principal receivable Revenue received in advance Commitments Off balance sheet exposure | 1,824 65 100 73,000 46,994 199 46,000 (99) 10,000 | 1,109 50 - 31,551 21,557 95 19,994 - 10,000 |
| 29 | Niskalp Infrastructure Services Limited | Income Recovery Rent and other expenses | - | 1 |
| 30 | Panatone Finvest Limited | Other transactions Sale of Investment during year* | - | 0 |
| 31 | Tata Advanced Systems Limited | Income Interest Income on Finance Lease Syndication Fees Other transactions Finance Lease Facility repayment received during year Finance Lease Facility provided during year Assets Finance lease accrued income & other receivables Finance Lease Facility Principal receivable Commitments Off balance sheet exposure | 54 - 119 199 94 313 716 | 33 100 59 47 119 181 304 |
| 32 | Tata AIG General Insurance Company Limited | Income Commission Income Expenses Insurance Expenses Interest expenses on Secured NCDs Interest expenses on Public NCDs Assets Balance Receivable | 591 114 242 397 190 | 488 71 243 397 157 |
| 33 | Tata Asset Management Private Limited | Income Fee Income Portfolio Management Service Assets Balance Receivable | 85 31 2 | 216 42 181 |



Consolidated list of Related Party Transactions

For the year ended March 31, 2022

Rs in lakhs

| Sr No | Name of Company | Nature of Transactions | For the year ended March 31, 2022 | For the year ended March 31, 2021 |
|--|-----------------------------------|--|-----------------------------------|-----------------------------------|
| 34 | Tata Business Hub Limited | Income | | |
| | | Interest Income on Finance Lease | 12 | - |
| | | Other transactions | | |
| | | Finance Lease Facility repayment received during year | 24 | - |
| | | Finance Lease Facility provided during year | 217 | - |
| | | Assets | | |
| | | Finance lease accrued income & other receivables / (Payable) | (2) | - |
| Finance Lease Facility Principal receivable | 193 | - | | |
| Commitments | | | | |
| | Off balance sheet exposure | 244 | - | |
| 35 | Tata Communications Limited | Income | | |
| | | Interest Income on Finance Lease * | - | 0 |
| | | Expenses | | |
| | | Information technology expenses | 527 | 270 |
| | | Other transactions | | |
| | | Finance Lease Facility repayment received during year | 1 | 13 |
| | | Assets | | |
| Finance lease accrued income & other receivables / (Payable) | (1) | (1) | | |
| Finance Lease Facility Principal receivable | 4 | 5 | | |
| Liabilities | | | | |
| | Balance payable | 264 | 49 | |
| 36 | Tata Consultancy Services Limited | Income | | |
| | | Interest Income on Finance Lease | 52 | 35 |
| | | Operating Lease rental | 490 | 383 |
| | | Expenses | | |
| | | Information technology expenses | 11,874 | 10,100 |
| | | Other transactions | | |
| | | Purchase of Fixed Assets | 36 | 35 |
| | | Finance Lease Facility repayment received during year | 115 | 47 |
| | | Security deposit received during year | 43 | 29 |
| | | Security deposit repaid / adjusted during year | 21 | (48) |
| | | Finance Lease Facility provided during year | 149 | - |
| | | Assets | | |
| | | Balance Receivable / (Payable) | (66) | - |
| Finance lease accrued income & other receivables | 13 | 6 | | |
| Finance Lease Facility Principal receivable | 232 | 198 | | |
| Liabilities | | | | |
| Balance payable | 4,319 | 2,420 | | |
| Security deposit payable | 178 | 157 | | |
| Commitments | | | | |
| | Off balance sheet exposure | 766 | 1,192 | |
| 37 | Tata Consulting Engineers Ltd. | Income | | |
| | | Advisory Fees | - | 2 |
| | | Expenses | | |
| Legal and Professional fees* | 0 | 5 | | |
| Liabilities | | | | |
| | Balance payable* | - | 0 | |



Consolidated list of Related Party Transactions

For the year ended March 31, 2022

Rs in lakhs

| Sr No | Name of Company | Nature of Transactions | For the year ended March 31, 2022 | For the year ended March 31, 2021 |
|-------|--------------------------------------|---|---|--|
| 38 | Tata Electronics Private Limited | Income Interest Income on Finance Lease Other transactions Finance Lease Facility repayment received during year Security deposit received during year Finance Lease Facility provided during year Assets Finance lease accrued income & other receivables Finance Lease Facility Principal receivable Liabilities Security deposit payable Commitments Off balance sheet exposure | 41 149 15 946 1,989 797 15 1,322 | - - - - - - - - |
| 39 | Tata Elxsi Limited | Income Interest Income on Finance Lease Other transactions Finance Lease Facility repayment received during year Finance Lease Facility provided during year Assets Finance lease accrued income & other receivables Finance Lease Facility Principal receivable Commitments Off balance sheet exposure | 12 14 150 31 136 485 | - - - - - - |
| 40 | Tata International Limited | Income Interest Income on Finance Lease Other transactions Finance Lease Facility repayment received during year Finance Lease Facility provided during year Assets Finance lease accrued income & other receivables Finance Lease Facility Principal receivable Liabilities Equity shares held Security deposit payable Commitments Off balance sheet exposure | 12 33 - 16 44 79 21 39 | 14 17 14 25 77 79 21 39 |
| 41 | Tata Medical and Diagnostics Limited | Income Interest Income on Finance Lease * Expenses Staff Welfare Expenses* Assets Finance lease accrued income & other receivables Commitments Off balance sheet exposure | 0 0 50 550 | - - - - |



Consolidated list of Related Party Transactions

For the year ended March 31, 2022

Rs in lakhs

| Sr No | Name of Company | Nature of Transactions | For the year ended March 31, 2022 | For the year ended March 31, 2021 |
|-------|--|--|-----------------------------------|------------------------------------|
| 42 | Tata Teleservices Limited | Income Interest Income on Finance Lease | 18 | 24 |
| | | Expenses Communication Expenses Electricity Expenses Rent expenses | 31 - - | 37 9 25 |
| | | Other transactions Finance Lease Facility repayment received during year Finance Lease Facility provided during year | 81 18 | 82 86 |
| | | Assets Balance Receivable* Finance lease accrued income & other receivables / (Payable) Finance Lease Facility Principal receivable | - (25) 79 | 0 (4) 142 |
| 43 | Tata Trustee Company Limited | Expenses Legal and Professional fees | 32 | 32 |
| 44 | Conneqt Business Solutions Limited (ceased to be associate w.e.f. 16.04.2021) | Income Interest Income on Finance Lease Management Fees* Operating Lease rental Recovery Electricity expenses Recovery Rent and Guest house expenses Rental Income | - - - - - | 111 0 33 51 165 462 |
| | | Expenses Service provider charges Provision for bad & doubtful debts | - | 10,044 10 |
| | | Other transactions Sale of Fixed Asset Finance Lease Facility repayment received during year Security deposit repaid / adjusted during year Finance Lease Facility provided during year | - - - - | 44 294 16 9 |
| | | Assets Balance Receivable Other Receivables Provision for bad & doubtful debts Finance lease accrued income & other receivables Finance Lease Facility Principal receivable | - - - - - | 167 14 10 56 778 |
| | | Liabilities Balance payable Security deposit payable | - - | 3,646 21 |
| | | Commitments Off balance sheet exposure | - | 692 |
| 45 | Tata Consumer Products Limited | Income Interest Income on Finance Lease Operating Lease rental | 8 63 | 12 61 |
| | | Other transactions Finance Lease Facility repayment received during year | 18 | 15 |
| | | Assets Balance Receivable Finance lease accrued income & other receivables Finance Lease Facility Principal receivable | 33 4 68 | - 2 86 |
| | | Liabilities Equity shares held | 61 | 61 |
| | | Commitments Off balance sheet exposure | 310 | 310 |



Consolidated list of Related Party Transactions

For the year ended March 31, 2022

Rs in lakhs

| Sr No | Name of Company | Nature of Transactions | For the year ended March 31, 2022 | For the year ended March 31, 2021 |
|-------|-----------------------------------|---|-----------------------------------|-----------------------------------|
| 46 | Tata Motors Limited | <p>Income</p> <p>Foreclosure Charges 18 -</p> <p>Interest Income on Bonds 107 227</p> <p>Interest Income on Finance Lease 621 32</p> <p>Management Fees 9 29</p> <p>Other transactions</p> <p>Receipts from maturity of Bonds 2,266 3,222</p> <p>Loan repayment received during year - 15,002</p> <p>Finance Lease Facility repayment received during year 2,838 68</p> <p>Finance Lease Facility provided during year 8,419 424</p> <p>Assets</p> <p>Finance lease accrued income & other receivables 2,531 3,829</p> <p>Finance Lease Facility Principal receivable 6,009 591</p> <p>Investment in Debentures 2,407 4,615</p> <p>Liabilities</p> <p>Equity shares held 433 433</p> <p>Commitments</p> <p>Off balance sheet exposure 5,515 6,445</p> | | |
| 47 | Tata Steel Limited | <p>Income</p> <p>Interest Income on Bonds 184 61</p> <p>Dividend Income 4 2</p> <p>Other transactions</p> <p>Investment in Debentures during year 1,685 3,193</p> <p>Investment in Equity during year - 5</p> <p>Assets</p> <p>Investment in Debentures 5,518 3,887</p> <p>Investment in Equity 230 136</p> | | |
| 48 | The Indian Hotels Company Limited | <p>Income</p> <p>Interest Income on Finance Lease 5 10</p> <p>Dividend Income* 0 0</p> <p>Profit on sale of shares of Roots Corporation Limited 923 -</p> <p>Expenses</p> <p>Staff Welfare Expenses 42 13</p> <p>Membership expenses 2 2</p> <p>Other transactions</p> <p>Investment in Equity during year 3 -</p> <p>Finance Lease Facility repayment received during year 35 67</p> <p>Finance Lease Facility provided during year 9 -</p> <p>Proceeds from sale of shares of Roots Corporation Limited (Cost) 2,062 -</p> <p>Reimbursement of Stamp duty on transfer of shares* 0 -</p> <p>Assets</p> <p>Finance lease accrued income & other receivables / (Payable) 2 (1)</p> <p>Finance Lease Facility Principal receivable 18 43</p> <p>Investment in Equity 47 20</p> <p>Liabilities</p> <p>Balance payable* - 0</p> <p>Commitments</p> <p>Off balance sheet exposure 286 300</p> | | |



Consolidated list of Related Party Transactions

For the year ended March 31, 2022

Rs in lakhs

| Sr No | Name of Company | Nature of Transactions | For the year ended March 31, 2022 | For the year ended March 31, 2021 |
|-------|--------------------------------|---|--|---|
| 49 | The Tata Power Company Limited | Income Interest Income on Finance Lease Management Fees Other transactions Finance Lease Facility repayment received during year Finance Lease Facility provided during year Assets Balance Receivable Finance lease accrued income & other receivables Finance Lease Facility Principal receivable Commitments Off balance sheet exposure | 260 - 377 972 - 223 1,540 2,060 | 153 14 253 190 1 472 1,011 1,554 |
| 50 | Titan Company Limited | Income Interest Income on Finance Lease Expenses Interest expenses on Inter Corporate Deposit Staff Welfare Expenses Other transactions Inter-Corporate Deposit received Inter-Corporate Deposit repaid Security deposit received during year Finance Lease Facility provided during year Assets Finance lease accrued income & other receivables Finance Lease Facility Principal receivable Liabilities Security deposit payable Commitments Off balance sheet exposure | 6 35 1 40,000 40,000 13 132 6 132 13 - | - - 3 - - - - - - - 300 |
| 51 | Trent Limited | Expenses Staff Welfare Expenses Other transactions NSR Payment | - 246 | 2 178 |
| 52 | Voltas Limited | Expenses Commission Expenses Repairs and Maintenance Dividend paid on Cumulative Redeemable Preference shares Other transactions Purchase of Fixed Assets Liabilities Cumulative Redeemable Preference Shares | 34 34 366 36 5,000 | 57 52 366 2 5,000 |



Consolidated list of Related Party Transactions

For the year ended March 31, 2022

Rs in lakhs

| Sr No | Name of Company | Nature of Transactions | For the year ended March 31, 2022 | For the year ended March 31, 2021 |
|-------|---|--|---|---|
| 53 | Tata AIA Life Insurance Company Limited | Income Commission Income Interest Income on Finance Lease Expenses Insurance Expenses Other transactions Finance Lease Facility repayment received during year Finance Lease Facility provided during year Assets Balance Receivable Finance lease accrued income & other receivables Finance Lease Facility Principal receivable Commitments Off balance sheet exposure | 346 26 261 32 105 327 5 112 432 | 245 7 128 6 35 205 120 38 479 |
| 54 | Tata Industries Limited | Income Interest Income on Finance Lease Syndication Fees Other transactions Finance Lease Facility repayment received during year Finance Lease Facility provided during year Assets Finance lease accrued income & other receivables / (Payable) Finance Lease Facility Principal receivable Liabilities Equity shares held Commitments Off balance sheet exposure | 205 158 485 286 (12) 1,358 227 380 | 286 80 535 932 253 1,558 227 448 |
| 55 | Automotive Stampings and Assemblies Limited | Income Interest Income on Loan Management Fees Other transactions Loan given during year Loan repayment received during year Assets Loan accrued interest receivable Loan Principal receivable Commitments Off balance sheet exposure | 207 7 6,933 11,100 - - - | 521 30 17,368 17,675 35 4,167 2,408 |
| 56 | Coastal Gujarat Power Limited | Income Interest Income on Finance Lease Management Fees Other transactions Finance Lease Facility repayment received during year Finance Lease Facility provided during year Assets Finance lease accrued income & other receivables / (Payable) Finance Lease Facility Principal receivable Commitments Off balance sheet exposure | 34 - 36 186 (6) 245 1,650 | 18 2 19 12 59 95 185 |



Consolidated list of Related Party Transactions

For the year ended March 31, 2022

Rs in lakhs

| Sr No | Name of Company | Nature of Transactions | For the year ended March 31, 2022 | For the year ended March 31, 2021 |
|-------|--|---|---|---|
| 57 | Fiora Hypermarket Limited | Expenses Commission Expenses Other transactions NSR Payment Liabilities Balance payable | 3 287 1 | 2 269 - |
| 58 | Ideal Ice & Cold Storage Company Limited | Income Interest Income on Finance Lease Assets Finance lease accrued income & other receivables Commitments Off balance sheet exposure | 3 55 246 | - - - |
| 59 | Indian Steel & Wire Products Ltd. | Income Interest Income on Finance Lease Other transactions Finance Lease Facility repayment received during year Finance Lease Facility provided during year Assets Finance lease accrued income & other receivables Finance Lease Facility Principal receivable Commitments Off balance sheet exposure | 9 26 44 4 77 1,230 | 10 22 - 2 58 32 |
| 60 | Infiniti Retail Limited | Income Interest Income on Finance Lease Interest Income on Loan Management Fees Operating Lease rental Expenses Commission Expenses Staff Welfare Expenses Other transactions NSR Payment Purchase of Fixed Assets Loan given during year Loan repayment received during year Finance Lease Facility repayment received during year Security deposit received during year Security deposit repaid / adjusted during year Finance Lease Facility provided during year Assets Balance Receivable* Balance Receivable / (Payable)* Finance lease accrued income & other receivables / (Payable) Finance Lease Facility Principal receivable Liabilities Security deposit payable Commitments Off balance sheet exposure | 30 - - 32 39 - 1,497 - - - 82 49 36 546 0 (0) (3) 479 45 694 | - 69 10 134 64 36 1,597 1 2,076 2,076 4 7 51 - - - 1 14 31 5,339 |



Consolidated list of Related Party Transactions

For the year ended March 31, 2022

Rs in lakhs

| Sr No | Name of Company | Nature of Transactions | For the year ended March 31, 2022 | For the year ended March 31, 2021 |
|-------|--|--|---|--|
| 61 | Innovative Retail Concepts Private Limited | Expenses Staff Welfare Expenses Liabilities Balance payable* | 1 0 | - - |
| 62 | Jaguar Land Rover Automotive plc | Income Interest Income on Bonds Other transactions Investment in Debentures during year Receipts from maturity of Bonds Assets Investment in Debentures | 231 4,754 - 6,205 | 109 2,097 1,391 2,138 |
| 63 | Maithon Power Limited | Income Interest Income on Finance Lease Other transactions Finance Lease Facility repayment received during year Finance Lease Facility provided during year Assets Finance lease accrued income & other receivables / (Payable) Finance Lease Facility Principal receivable Commitments Off balance sheet exposure | 9 11 52 (2) 62 1,784 | 5 9 - 44 21 149 |
| 64 | Nelco Limited | Income Interest Income on Finance Lease Other transactions Finance Lease Facility repayment received during year Assets Finance lease accrued income & other receivables Finance Lease Facility Principal receivable | 4 14 18 21 | 6 12 1 36 |
| 65 | Piem Hotels Limited | Income Interest Income on Loan Management Fees Expenses Staff Welfare Expenses Other transactions Loan given during year Loan repayment received during year Commitments Off balance sheet exposure | 17 5 5 495 495 1,500 | - - 1 - - - |
| 66 | Savis Retail Private Limited | Expenses Staff Welfare Expenses | 1 | - |
| 67 | Supermarket Grocery Supplies Private Limited | Income Interest Income on Loan Management Fees Other transactions Loan given during year Loan repayment received during year | 27 30 5,968 5,968 | - - - - |




Consolidated list of Related Party Transactions

For the year ended March 31, 2022

Rs in lakhs

| Sr No | Name of Company | Nature of Transactions | For the year ended March 31, 2022 | For the year ended March 31, 2021 |
|-------|--|---|-----------------------------------|-----------------------------------|
| 68 | Tata Communications Collaboration Services Private Limited | Expenses Communication Expenses | - | 2 |
| 69 | Tata Communications Payment Solutions Limited | Expenses Staff Welfare Expenses | - | 10 |
| 70 | Tata Communications Transformation Services Limited | Income Interest Income on Finance Lease * | 0 | 1 |
| | | Other transactions Finance Lease Facility repayment received during year | 1 | 10 |
| | | Assets Finance lease accrued income & other receivables / (Payable)* | (0) | 0 |
| | | Finance Lease Facility Principal receivable* | 0 | 2 |
| 71 | Tata Digital Private Limited | Income Interest Income on Loan | 4,307 | - |
| | | Expenses Business Promotion Expenses* | 0 | - |
| | | Other transactions Loan given during year | 1,30,000 | - |
| | | Loan repayment received during year | 1,30,000 | - |
| | | Liabilities Balance payable* | 0 | - |
| 72 | Tata International DLT Private Limited | Income Interest Income on Loan | - | 15 |
| | | Other transactions Loan repayment received during year | - | 225 |
| 73 | Tata Marcopolo Motors Limited | Commitments Off balance sheet exposure | 750 | - |
| 74 | Tata Metaliks Ltd. | Income Interest Income on Finance Lease | 7 | 3 |
| | | Operating Lease rental | 31 | 48 |
| | | Other transactions Finance Lease Facility repayment received during year | 16 | 8 |
| | | Security deposit received during year | 9 | 1 |
| | | Security deposit repaid / adjusted during year | - | 2 |
| | | Finance Lease Facility provided during year | 74 | 18 |
| | | Assets Balance Receivable | 1 | - |
| | | Finance lease accrued income & other receivables / (Payable) | 27 | (5) |
| | | Finance Lease Facility Principal receivable | 68 | 10 |
| | | Liabilities Security deposit payable | 22 | 13 |
| | | Commitments Off balance sheet exposure | 6,484 | 354 |



Consolidated list of Related Party Transactions
For the year ended March 31, 2022

Rs in lakhs

| Sr No | Name of Company | Nature of Transactions | For the year ended March 31, 2022 | For the year ended March 31, 2021 |
|-------|--|--|--|---|
| 75 | Tata Motors Finance Limited | Expenses Rent expenses Other transactions Sale of Fixed Asset Liabilities Balance payable | 42 - 20 | 7 5 - |
| 76 | Tata Motors Passenger Vehicles Limited | Income Interest Income on Finance Lease Other transactions Finance Lease Facility repayment received during year Finance Lease Facility provided during year Assets Finance lease accrued income & other receivables Finance Lease Facility Principal receivable Commitments Off balance sheet exposure | 215 141 2,094 691 1,953 4,802 | - - - - - - |
| 77 | Tata Passenger Electric Mobility Limited | Income Interest Income on Finance Lease Other transactions Finance Lease Facility repayment received during year Finance Lease Facility provided during year Assets Finance lease accrued income & other receivables Finance Lease Facility Principal receivable Commitments Off balance sheet exposure | 16 2 145 51 143 1,950 | - - - - - - |
| 78 | Tata Power Solar Systems Limited | Income Interest Income on Finance Lease Other transactions Finance Lease Facility repayment received during year Finance Lease Facility provided during year Assets Finance lease accrued income & other receivables / (Payable) Finance Lease Facility Principal receivable Commitments Off balance sheet exposure | 37 82 83 (13) 208 3,413 | 26 55 64 8 138 - |
| 79 | Tata Power Trading Company Limited | Income Interest Income on Finance Lease * Other transactions Finance Lease Facility repayment received during year Assets Finance lease accrued income & other receivables* Finance Lease Facility Principal receivable | 0 - - - | 1 1 0 4 |
| 80 | Tata Steel BSL Limited | Income Interest Income on Loan Assets Investment in Equity | 2 - | - 6 |




Consolidated list of Related Party Transactions

For the year ended March 31, 2022

Rs in lakhs

| Sr No | Name of Company | Nature of Transactions | For the year ended March 31, 2022 | For the year ended March 31, 2021 |
|-------|--|--|-----------------------------------|-----------------------------------|
| 81 | Tata Steel Utilities and Infrastructure Services Limited | Income Interest Income on Finance Lease 19 5 Operating Lease rental - 14 Other transactions Sale of Fixed Asset - 25 Finance Lease Facility repayment received during year 62 22 Security deposit received during year 21 - Finance Lease Facility provided during year 216 - Assets Finance lease accrued income & other receivables* 0 1 Finance Lease Facility Principal receivable 185 30 Liabilities Security deposit payable 29 9 Commitments Off balance sheet exposure 981 - | | |
| 82 | Tata Teleservices (Maharashtra) Limited | Expenses Communication Expenses 117 142 Liabilities Balance payable* 2 0 | | |
| 83 | Tata Toyo Radiator Limited | Income Interest Income on Loan 68 158 Management Fees - 11 Operating Lease rental 2,086 1,922 Other transactions Loan given during year - 2,500 Loan repayment received during year 2,500 - Security deposit received during year 22 210 Security deposit repaid / adjusted during year - 4 Assets Balance Receivable 2,053 - Loan accrued interest receivable - 18 Loan Principal receivable - 2,500 Liabilities Security deposit payable 1,188 1,154 Commitments Off balance sheet exposure 286 286 | | |
| 84 | TML Business Services Limited (formerly Concorde Motors (India) Limited) | Income Foreclosure Charges 42 - Interest Income on Finance Lease 11 - Operating Lease rental - 28 Other transactions Sale of Fixed Asset 13 - Commitments Off balance sheet exposure 42 - | | |



Consolidated list of Related Party Transactions

For the year ended March 31, 2022

Rs in lakhs

| Sr No | Name of Company | Nature of Transactions | For the year ended March 31, 2022 | For the year ended March 31, 2021 |
|-------|---|--|---|---|
| 85 | TP Ajmer Distribution Limited | Income Interest Income on Finance Lease Other transactions Finance Lease Facility repayment received during year Finance Lease Facility provided during year Assets Finance lease accrued income & other receivables* Finance Lease Facility Principal receivable Commitments Off balance sheet exposure | 1 1 9 0 32 1,650 | 4 4 6 2 24 - |
| 86 | TP Central Odisha Distribution Limited | Income Interest Income on Finance Lease Other transactions Finance Lease Facility repayment received during year Finance Lease Facility provided during year Assets Finance lease accrued income & other receivables / (Payable) Finance Lease Facility Principal receivable Commitments Off balance sheet exposure | 30 35 128 (2) 93 1,698 | - - - 93 - 128 |
| 87 | TP Luminaire Private Limited | Income Interest Income on Loan Processing Fees Other transactions Loan given during year Loan repayment received during year Assets Loan accrued interest receivable Loan Principal receivable Commitments Off balance sheet exposure | 642 - - 8,448 - - - | 521 56 10,052 1,604 8 8,448 2,105 |
| 88 | TP Northern Odisha Distribution Limited | Income Interest Income on Finance Lease Other transactions Finance Lease Facility repayment received during year Finance Lease Facility provided during year Assets Finance lease accrued income & other receivables Finance Lease Facility Principal receivable Commitments Off balance sheet exposure | 3 2 28 16 27 3,452 | - - - - - - |
| 89 | TP Southern Odisha Distribution Limited | Income Operating Lease rental* Commitments Off balance sheet exposure | 0 3,487 | - - |



Consolidated list of Related Party Transactions

For the year ended March 31, 2022

Rs in lakhs

| Sr No | Name of Company | Nature of Transactions | For the year ended March 31, 2022 | For the year ended March 31, 2021 |
|-------|---|---|--|---|
| 90 | TP Western Odisha Distribution Limited | Income Interest Income on Finance Lease Other transactions Finance Lease Facility repayment received during year Finance Lease Facility provided during year Assets Finance lease accrued income & other receivables Finance Lease Facility Principal receivable Commitments Off balance sheet exposure | 2 1 47 10 46 3,417 | - - - - - - |
| 91 | United Hotels Limited | Income Interest Income on Finance Lease Expenses Staff Welfare Expenses Other transactions Finance Lease Facility repayment received during year Finance Lease Facility provided during year Assets Finance lease accrued income & other receivables Finance Lease Facility Principal receivable Commitments Off balance sheet exposure | 4 1 4 11 4 32 35 | 5 - 3 - 2 25 53 |
| 92 | The Associated Building Company Limited | Income Interest Income on Loan Other transactions Loan given during year Loan repayment received during year Assets Loan accrued interest receivable Loan Principal receivable Commitments Off balance sheet exposure | 16 - 256 - - - | 1 300 44 1 256 44 |
| 93 | Air International TTR Thermal Systems Private Limited | Income Operating Lease rental Assets Balance Receivable Liabilities Security deposit payable Commitments Off balance sheet exposure | 29 27 18 823 | 29 - 18 823 |
| 94 | Land kart Builders Private Limited | Income Referral Fees Assets Balance Receivable | 2 2 | - - |




Consolidated list of Related Party Transactions

For the year ended March 31, 2022

Rs in lakhs

| Sr No | Name of Company | Nature of Transactions | For the year ended March 31, 2022 | For the year ended March 31, 2021 |
|-------|--|---|--|--|
| 95 | Mikado Realtors Private Limited | Income Interest Income on Loan* Management Fees Other transactions Loan given during year Loan repayment received during year Commitments Off balance sheet exposure | 0 - - - - | 283 2 1,250 2,750 550 |
| 96 | Tata AutoComp GY Batteries Private Limited | Income Interest Income on Loan Management Fees Other transactions Loan given during year Loan repayment received during year | 6 - 1,000 1,000 | 36 4 2,540 2,540 |
| 97 | Tata Boeing Aerospace Limited | Income Interest Income on Finance Lease Other transactions Finance Lease Facility repayment received during year Finance Lease Facility provided during year Assets Finance lease accrued income & other receivables / (Payable)* Finance Lease Facility Principal receivable Commitments Off balance sheet exposure | 1 2 - (0) 4 138 | 1 2 3 (0) 6 138 |
| 98 | Tata Ficosa Automotive Systems Private Limited | Income Interest Income on Loan Invoice Discounting Management Fees Other transactions Loan given during year Loan repayment received during year Assets Loan accrued interest receivable Loan Principal receivable | 25 - - 1,400 2,400 - - | 4 65 3 1,003 3 4 1,000 |
| 99 | Tata Lockheed Martin Aerostructures Limited | Income Interest Income on Finance Lease Other transactions Finance Lease Facility repayment received during year Assets Finance lease accrued income & other receivables / (Payable) Finance Lease Facility Principal receivable | 2 13 13 10 | 5 17 (1) 30 |
| 100 | Tata Precision Industries (India) Limited | Income Interest Income on Loan Management Fees Other transactions Loan given during year Loan repayment received during year Assets Loan accrued interest receivable* Loan Principal receivable | 3 1 96 23 1 96 | 5 - - 23 0 23 |




Consolidated list of Related Party Transactions

For the year ended March 31, 2022

Rs in lakhs

| Sr No | Name of Company | Nature of Transactions | For the year ended March 31, 2022 | For the year ended March 31, 2021 |
|-------|---|---|---|---|
| 101 | Tata Sikorsky Aerospace Limited | Income Interest Income on Finance Lease Other transactions Finance Lease Facility repayment received during year Finance Lease Facility provided during year Assets Finance lease accrued income & other receivables Finance Lease Facility Principal receivable Commitments Off balance sheet exposure | 9 15 44 12 48 53 | 2 5 12 28 19 80 |
| 102 | Sir Dorabji Tata Trust | Expenses CSR Expenditure | - | 50 |
| 103 | Emerald Haven Realty Limited | Income Interest Income on Loan Other transactions Loan repayment received during year Assets Loan accrued interest receivable Loan Principal receivable | 603 2,037 59 4,183 | - - - - |
| 104 | Tata Chemicals Limited | Liabilities Equity shares held | 323 | 323 |
| 105 | Tata Investment Corporation Limited | Liabilities Equity shares held | 7,720 | 7,720 |
| 106 | Af-Taab Investment Company Limited | Liabilities Equity shares held | 233 | 233 |
| 107 | Mrs Sangeeta Sabharwal (Relative of KMP) | Expenses Dividend paid on Cumulative Redeemable Preference shares Liabilities Cumulative Redeemable Preference Shares | 4 50 | 4 50 |
| 108 | Key Management Personnel (KMP) | Expenses Remuneration to KMP Short Term Employee Benefits Post Employment Benefits Other Long Term benefits Termination benefits Director Sitting Fees & Commission Director Sitting Fees & Commission (on payment basis) Dividend paid on Cumulative Redeemable Preference shares Other Transactions Issue of Cumulative Redeemable Preference Shares Interest paid on application money Redemption of Cumulative Redeemable Preference shares Premium paid on redemption of Cumulative Redeemable Preference shares Liabilities Equity Shares held Cumulative Redeemable Preference shares held Share based payments (No. of Shares) Options granted Options exercised Total Options granted till date Total Options exercised till date | - 1,364 42 - - - 129 7 - - - - 35 100 22,00,287 - 86,55,498 7,60,211 | 1,025 55 40 126 15 - - 30 - 35 183 20,70,000 - 64,55,211 7,60,211 |



* Amount less than Rs.50,000/-