



October 27, 2023

To,  
Listing Department  
National Stock Exchange of India Limited,  
Exchange Plaza,  
Bandra Kurla Complex, Bandra (East),  
Mumbai – 400051

Dear Sir / Madam,

**Sub: (i) Outcome of Board Meeting  
(ii) Disclosure of Related Party Transactions**

**Ref: Tata Capital Limited (“the Company”)**

Pursuant to Regulations 51(2) and 52 read with Part B of Schedule III of the Securities and Exchange Board of India (Listing Obligations and Disclosure Requirements) Regulations, 2015 (“SEBI Listing Regulations”), we wish to inform you that the Board of Directors of the Company, at its Meeting held today i.e. October 27, 2023, have, *inter alia*, considered and approved the Un-audited Standalone and Consolidated Financial Results (“Un-audited Financial Results”) of the Company for the quarter and half-year ended September 30, 2023. Copy of the Un-audited Financial Results together with Limited Review Report issued by M/s KKC & Associates LLP (formerly known as M/s Khimji Kunverji & Co. LLP), Statutory Auditors of the Company, is enclosed herewith.

In terms of Regulation 54 of the SEBI Listing Regulations, the Security Cover Certificate in the prescribed format is annexed to the Un-audited Financial Results.

Further, Pursuant to Regulation 52(7) and 52(7A) of SEBI Listing Regulations and circular issued by SEBI in this regard, a statement indicating the utilization of issue proceeds of Non-Convertible Debentures and statement indicating Nil deviation and variation is also annexed to the Un-audited Financial Results.

Also, please find enclosed, disclosure of Related Party Transactions for the half year ended September 30, 2023, in terms of Regulations 23(9) of the SEBI Listing Regulations.

We request you to take the above on record.

Thanking you,

Yours faithfully,  
For **Tata Capital Limited**

**Sarita Kamath**  
**Head – Legal & Compliance and Company Secretary**

Encl.: as above

CC: IDBI Trusteeship Services Limited  
Asian Building, Ground Floor,  
17, R. Kamani Marg, Ballard Estate  
Mumbai - 400 001

**TATA CAPITAL LIMITED**

Corporate Identity Number U65990MH1991PLC060670

11th Floor Tower A Peninsula Business Park Ganpatrao Kadam Marg Lower Parel Mumbai 400 013

Tel 91 22 6606 9000 Web [www.tatacapital.com](http://www.tatacapital.com)

Registered Office 11th Floor Tower A Peninsula Business Park Ganpatrao Kadam Marg Lower Parel Mumbai 400 013

# kkc & associates llp

Chartered Accountants

(formerly Khimji Kunverji & Co LLP)

Independent Auditor's review report on unaudited standalone quarterly financial results of Tata Capital Limited under Regulation 52 of the SEBI (Listing Obligations and Disclosure Requirements) Regulations, 2015, as amended.

To  
The Board of Directors of  
Tata Capital Limited

## Introduction

1. We have reviewed the accompanying statement of unaudited standalone financial results of Tata Capital Limited ('the Company') for the quarter ended 30 September 2023 and year to date results for the period from 1 April 2023 to 30 September 2023 ('the Statement'), being submitted by the Company pursuant to the requirements of Regulation 52 of the SEBI (Listing Obligations and Disclosure Requirements) Regulations, 2015, as amended ('Listing Regulations').
2. This Statement, which is the responsibility of the Company's Management and approved by the Board of Directors of the Company, has been prepared in accordance with the recognition and measurement principles laid down in the Indian Accounting Standard ('Ind AS') 34 'Interim Financial Reporting' specified in section 133 of the Companies Act, 2013, the circulars, guidelines and directions issued by Reserve Bank of India ('RBI') from time to time ('RBI guidelines') and other accounting principles generally accepted in India and in compliance with Regulation 52 of the Listing Regulations. Our responsibility is to express a conclusion on the Statement based on our review.

## Scope of Review

3. We conducted our review in accordance with the Standard on Review Engagements ('SRE') 2410, 'Review of Interim Financial Information Performed by the Independent Auditor of the Entity' issued by the Institute of Chartered Accountants of India. This standard requires that we plan and perform the review to obtain moderate assurance as to whether the Statement is free of material misstatement. A review is limited primarily to inquiries of company personnel and analytical procedures applied to financial data and thus provides less assurance than an audit. We have not performed an audit and accordingly, we do not express an audit opinion.

## Conclusion

4. Based on our review conducted as above, nothing has come to our attention that causes us to believe that the accompanying Statement prepared in accordance with the applicable Ind AS and other recognized accounting practices and policies has not disclosed the information required to be disclosed in terms of Regulation 52 of the Listing Regulations, including the manner in which it is to be disclosed, or that it contains any material misstatement or that it has not been prepared in accordance with the relevant prudential norms issued by Reserve Bank of India in respect of income recognition, asset classification, provisioning and other related matters.

## For KKC & Associates LLP

Chartered Accountants

(formerly Khimji Kunverji & Co LLP)

Firm Registration Number: 105146W/W100621

**Hasmukh B Dedhia**

Partner

ICAI Membership No: 033494

UDIN: 23033494BGTAG2855



Place: Mumbai

Date: 27 October 2023

Tata Capital Limited

Corporate Identity Number : U65990MH1991PLC060670  
Registered Office : 11th Floor, Tower A, Peninsula Business Park, Ganpatrao Kadam Marg, Lower Parel, Mumbai - 400013  
Tel: 022-6006 9000  
Website: www.tatacapital.com Email: investors@tatacapital.com

STATEMENT OF STANDALONE FINANCIAL RESULTS FOR THE QUARTER AND HALF YEAR ENDED SEPTEMBER 30, 2023

Particulars	Quarter ended			Half year ended		Rs. in Crores
	September 30, 2023	June 30, 2023	September 30, 2022	September 30, 2023	September 30, 2022	Year ended March 31, 2023
	Unaudited	Unaudited	Unaudited	Unaudited	Unaudited	Audited
<b>1 Revenue from operations</b>						
(i) Interest income	11.30	7.58	13.00	18.88	31.72	83.51
(ii) Dividend income	101.70	61.56	44.94	163.26	91.57	134.03
(iii) Rental income	5.62	4.79	4.75	10.41	9.50	19.05
(iv) Fee and commission income	7.28	7.22	34.92	14.50	44.41	63.83
(v) Net gain on fair value changes	1.01	-	4.93	0.14	4.16	9.88
<b>1 Total revenue from operations</b>	<b>126.91</b>	<b>81.15</b>	<b>102.54</b>	<b>207.19</b>	<b>181.36</b>	<b>310.30</b>
2 Other income	10.44	8.79	13.29	19.24	19.38	43.65
3 Profit on sale of investment	1.14	22.56	40.17	23.70	100.55	999.18
<b>4 Total Income (1+2+3)</b>	<b>138.49</b>	<b>112.50</b>	<b>156.00</b>	<b>250.13</b>	<b>301.29</b>	<b>1,353.13</b>
<b>5 Expenses</b>						
(i) Finance costs	78.20	67.88	69.12	146.08	141.07	304.83
(ii) Net loss on fair value changes	-	0.87	-	-	-	-
(iii) Impairment on investments at cost and financial instruments	3.17	0.31	0.81	3.48	2.19	6.21
(iv) Employee benefits expense	24.69	12.46	42.13	37.15	62.59	109.43
(v) Depreciation, amortisation and impairment	4.97	4.83	1.70	9.80	3.47	11.27
(vi) Other expenses	6.95	4.14	4.51	11.09	8.43	35.76
<b>5 Total expenses</b>	<b>117.98</b>	<b>90.49</b>	<b>118.27</b>	<b>207.60</b>	<b>217.75</b>	<b>467.50</b>
<b>6 Profit/(Loss) before exceptional items and tax (4-5)</b>	<b>20.51</b>	<b>22.01</b>	<b>37.73</b>	<b>42.53</b>	<b>83.54</b>	<b>885.63</b>
<b>7 Exceptional items</b>	-	-	-	-	-	-
<b>8 Profit/(Loss) before tax (6-7)</b>	<b>20.51</b>	<b>22.01</b>	<b>37.73</b>	<b>42.53</b>	<b>83.54</b>	<b>885.63</b>
<b>9 Tax expenses :</b>						
(1) Current tax	-	-	-	-	-	-
- Current tax charge	2.04	1.87	(4.76)	3.87	2.84	176.51
- Short/(Excess) of previous years	-	-	-	-	(14.16)	(14.16)
(2) Deferred tax	(0.30)	(0.08)	1.48	(0.40)	1.12	2.78
<b>9 Total Tax Expense</b>	<b>1.74</b>	<b>1.79</b>	<b>(3.28)</b>	<b>3.47</b>	<b>(10.20)</b>	<b>165.13</b>
<b>10 Profit/(Loss) for the period/year (8-9)</b>	<b>18.77</b>	<b>20.22</b>	<b>41.01</b>	<b>39.05</b>	<b>93.74</b>	<b>720.50</b>
<b>11 Other comprehensive income</b>						
(A) (i) Items that will not be reclassified to profit or loss						
(a) Remeasurement of defined employee benefit plans	1.39	0.31	1.16	1.70	(0.45)	(1.38)
(b) Equity instruments through Other Comprehensive Income	-	-	-	-	-	2,326.51
(ii) Income tax relating to items that will not be reclassified to profit or loss	-	-	-	-	-	-
(a) Remeasurement of defined employee benefit plans	(0.35)	(0.08)	(0.29)	(0.43)	0.11	0.35
(b) Equity instruments through Other Comprehensive Income	0.00	3.79	-	3.79	-	(489.55)
<b>Subtotal A (i) - (ii)</b>	<b>1.04</b>	<b>4.02</b>	<b>0.87</b>	<b>5.06</b>	<b>(0.34)</b>	<b>1,835.93</b>
(B) (i) Items that will be reclassified to profit or loss						
(a) Debt instruments at fair value through Other Comprehensive Income	-	-	(3.18)	-	(10.41)	(10.41)
(ii) Income tax relating to items that will be reclassified to profit or loss	-	-	0.73	-	2.38	2.38
<b>Subtotal B (i) - (ii)</b>	<b>-</b>	<b>-</b>	<b>(2.45)</b>	<b>-</b>	<b>(8.03)</b>	<b>(8.03)</b>
<b>Other comprehensive income (A+B)</b>	<b>1.04</b>	<b>4.02</b>	<b>(1.58)</b>	<b>5.06</b>	<b>(8.37)</b>	<b>(8.03)</b>
<b>12 Total comprehensive income for the period/year (10+11)</b>	<b>19.82</b>	<b>24.24</b>	<b>39.43</b>	<b>44.12</b>	<b>85.37</b>	<b>2,548.40</b>
<b>13 Earnings per equity share:</b>						
Equity Share of par value Rs 10/- each						
(1) Basic (Rs) **	0.05	0.06	0.12	0.11	0.27	2.05
(2) Diluted (Rs) **	0.05	0.06	0.12	0.11	0.27	2.05
<b>14 Debt Equity ratio (Refer Note 9)</b>	<b>0.25</b>	<b>0.26</b>	<b>0.33</b>	<b>0.25</b>	<b>0.33</b>	<b>0.30</b>
<b>15 Debt service coverage ratio</b>	<b>N.A.</b>	<b>N.A.</b>	<b>N.A.</b>	<b>N.A.</b>	<b>N.A.</b>	<b>N.A.</b>
<b>16 Interest service coverage ratio</b>	<b>N.A.</b>	<b>N.A.</b>	<b>N.A.</b>	<b>N.A.</b>	<b>N.A.</b>	<b>N.A.</b>
<b>17 Outstanding Redeemable Preference Shares (No of shares)</b>	<b>1,01,93,750</b>	<b>1,06,61,750</b>	<b>1,06,97,250</b>	<b>1,01,93,750</b>	<b>1,06,97,250</b>	<b>1,06,97,250</b>
<b>18 Outstanding Redeemable Preference Shares (in crores)</b>						
Face value (Rs 1000 each)	1,019.38	1,066.18	1,069.73	1,019.38	1,069.73	1,069.73
Carrying value (inclusive of interest accrued thereon)	1,057.83	1,086.38	1,110.52	1,057.83	1,110.52	1,070.13
<b>19 Debenture Redemption Reserve</b>	<b>-</b>	<b>-</b>	<b>-</b>	<b>-</b>	<b>-</b>	<b>-</b>
<b>20 Capital Redemption Reserve</b>	<b>5.75</b>	<b>5.75</b>	<b>5.75</b>	<b>5.75</b>	<b>5.75</b>	<b>5.75</b>
<b>21 Net Worth (Refer Note 7)</b>	<b>12,136.68</b>	<b>11,143.20</b>	<b>8,158.79</b>	<b>12,136.68</b>	<b>8,158.79</b>	<b>11,176.55</b>
<b>22 Current ratio</b>	<b>N.A.</b>	<b>N.A.</b>	<b>N.A.</b>	<b>N.A.</b>	<b>N.A.</b>	<b>N.A.</b>
<b>23 Long term debt to working capital</b>	<b>N.A.</b>	<b>N.A.</b>	<b>N.A.</b>	<b>N.A.</b>	<b>N.A.</b>	<b>N.A.</b>
<b>24 Bad debts to Account receivable ratio</b>	<b>N.A.</b>	<b>N.A.</b>	<b>N.A.</b>	<b>N.A.</b>	<b>N.A.</b>	<b>N.A.</b>
<b>25 Current liability ratio</b>	<b>N.A.</b>	<b>N.A.</b>	<b>N.A.</b>	<b>N.A.</b>	<b>N.A.</b>	<b>N.A.</b>
<b>26 Total Debts to Total Assets (%) (Refer Note 9)</b>	<b>19.06%</b>	<b>19.51%</b>	<b>24.61%</b>	<b>19.06%</b>	<b>24.61%</b>	<b>21.92%</b>
<b>27 Debtors turnover</b>	<b>N.A.</b>	<b>N.A.</b>	<b>N.A.</b>	<b>N.A.</b>	<b>N.A.</b>	<b>N.A.</b>
<b>28 Inventory turnover</b>	<b>N.A.</b>	<b>N.A.</b>	<b>N.A.</b>	<b>N.A.</b>	<b>N.A.</b>	<b>N.A.</b>
<b>29 Operating margin (%)</b>	<b>N.A.</b>	<b>N.A.</b>	<b>N.A.</b>	<b>N.A.</b>	<b>N.A.</b>	<b>N.A.</b>
<b>30 Net profit/(loss) margin (%) (Refer Note 9)</b>	<b>14.79%</b>	<b>24.92%</b>	<b>40.00%</b>	<b>18.85%</b>	<b>51.69%</b>	<b>232.19%</b>
<b>31 Security Cover Ratio (No of times)</b>	<b>N.A.</b>	<b>NA</b>	<b>N.A.</b>	<b>N.A.</b>	<b>N.A.</b>	<b>N.A.</b>
<b>32 Capital adequacy ratio</b>	<b>62.09%</b>	<b>67.00%</b>	<b>62.93%</b>	<b>62.09%</b>	<b>62.78%</b>	<b>64.34%</b>
<b>33 Leverage ratio</b>	<b>0.58</b>	<b>0.57</b>	<b>0.59</b>	<b>0.58</b>	<b>0.59</b>	<b>0.62</b>

\*\* Not annualised for the quarter ended September 30, 2023, June 30, 2023 and September 30, 2022



**Notes:**

1 Statement of Assets and Liabilities as at September 30, 2023

Rs. in Crores

Particulars	As at	As at
	September 30, 2023	March 31, 2023
	(Unaudited)	(Audited)
<b>ASSETS</b>		
<b>(I) Financial Assets</b>		
(a) Cash and cash equivalents	7.43	2.12
(b) Bank balance other than (a) above	39.37	0.02
(c) Receivables		
(i) Trade receivables	10.97	7.88
(ii) Other receivables	0.12	0.02
(d) Loans	1,134.86	441.98
(e) Investments	14,482.56	14,598.49
(f) Other financial assets	5.87	5.75
<b>Total Financial Assets</b>	<b>15,681.18</b>	<b>15,056.25</b>
<b>(II) Non Financial Assets</b>		
(a) Current tax assets (net)	6.01	1.57
(b) Investment property	29.52	46.22
(c) Property, plant and equipment	49.75	33.61
(d) Capital work-in-progress	19.42	-
(e) Other intangible assets	-	0.01
(f) Right of use assets	2.00	8.53
(g) Other non-financial assets	15.01	16.35
<b>Total Non-Financial Assets</b>	<b>121.71</b>	<b>106.29</b>
<b>Total Assets</b>	<b>15,802.89</b>	<b>15,162.55</b>
<b>LIABILITIES AND EQUITY</b>		
<b>LIABILITIES</b>		
<b>(I) Financial Liabilities</b>		
(a) Payables		
(i) Trade payables		
- Total outstanding dues of micro enterprises and small enterprises	0.08	0.01
- Total outstanding dues other than micro enterprises and small enterprises	18.57	29.39
(b) Debt securities	3,010.74	3,323.51
(c) Subordinated liabilities	1,057.83	1,070.13
(d) Lease liability	1.97	8.40
(e) Other financial liabilities	116.59	94.15
<b>Total Financial Liabilities</b>	<b>4,205.79</b>	<b>4,525.59</b>
<b>(II) Non Financial Liabilities</b>		
(a) Provisions	4.14	3.78
(b) Deferred tax liabilities (Net)	486.55	490.74
(c) Other non financial liabilities	22.49	31.91
<b>Total Non-Financial Liabilities</b>	<b>513.18</b>	<b>526.43</b>
<b>EQUITY</b>		
(a) Equity share capital	3,621.50	3,560.12
(b) Other equity	7,462.42	6,550.41
<b>Total Equity</b>	<b>11,083.92</b>	<b>10,110.53</b>
<b>Total Liabilities and Equity</b>	<b>15,802.89</b>	<b>15,162.55</b>



Particulars	For the half year ended	For the half year ended
	September 30, 2023	September 30, 2022
	(Unaudited)	(Unaudited)
<b>1. CASH FLOW FROM OPERATING ACTIVITIES</b>		
Profit before tax	42.53	83.54
<b>Adjustments for :</b>		
Dividend income	(163.26)	(91.57)
Interest income	(18.79)	(31.72)
Net gain on fair value changes	(0.14)	(4.16)
Finance cost	146.08	141.01
Provision for employee benefits	(0.00)	0.46
Impairment loss allowance against stage I and stage II assets	2.79	(1.51)
Impairment loss on diminution in value of investments	0.69	3.70
Distribution of interest income by private equity funds	-	0.00*
Equity settled share based payments cost	5.11	5.12
Depreciation, amortisation and impairment	9.80	3.47
Profit on sale of investments	(23.70)	(103.72)
Net Impact on fair valuation of security deposit received/ given	(1.78)	(2.03)
Net gain on derecognition of property, plant and equipment	(0.00)	(0.01)
	(0.67)	2.58
Interest paid	(63.47)	(90.89)
Interest received	18.02	32.60
Dividend received	163.26	91.57
<b>Operating Profit before working capital changes</b>	<b>117.14</b>	<b>35.86</b>
<b>Adjustments for :</b>		
Decrease in trade receivables	(3.21)	1.50
Increase in other financial / non-financial assets	(41.28)	12.39
(Decrease) / Increase in loans	(694.70)	237.53
(Decrease)/ Increase in trade payables	(10.98)	0.17
Increase in other financial / non-financial liabilities and provisions	27.97	(23.97)
<b>Cash generated (used in)/from operations</b>	<b>(605.05)</b>	<b>263.48</b>
Taxes paid	(8.74)	(0.79)
<b>NET CASH GENERATED FROM / (USED IN) OPERATING ACTIVITIES (A)</b>	<b>(613.79)</b>	<b>262.68</b>
<b>2. CASH FLOW FROM INVESTING ACTIVITIES</b>		
Purchase of property, plant and equipments (including capital advances)	(19.91)	(1.34)
Proceeds from derecognition of property, plant and equipments	0.00	0.03
Fixed Deposits placed	(5.00)	-
Distribution of interest income by private equity funds	-	0.00
Investment in subsidiary and associate companies	(829.96)	(15.00)
Proceeds from sale of investments in subsidiary and associate companies	-	128.33
Investment in private equity funds	(69.87)	(9.81)
Proceeds from divestments by private equity funds	26.83	112.35
Investment in other entities	-	(97.20)
Investment in mutual funds	-	(1,233.67)
Proceeds from redemption of Mutual Funds	1,012.08	1,240.41
<b>CASH USED IN INVESTING ACTIVITIES (B)</b>	<b>114.18</b>	<b>124.09</b>
<b>3. CASH FLOW FROM FINANCING ACTIVITIES</b>		
Issue of equity shares	61.38	-
Premium on issue of equity shares	938.52	(56.26)
Dividend paid on Equity Shares	(74.76)	-
Redemption of Cumulative Redeemable Preference Shares	(50.35)	(40.20)
Dividend paid on Cumulative Redeemable Preference Shares (including dividend distribution tax)	(9.43)	(9.33)
Expenses on issue of Non Convertible Debentures	(0.33)	(0.01)
Proceeds from Debt securities	1,711.40	117.21
Repayment of Debt securities	(2,065.00)	(400.00)
Premium on issue of Debt securities	-	0.00
Proceeds from Security Deposit	-	0.07
Repayment of lease liability	(6.62)	(0.07)
Proceeds from borrowings (other than Debt securities)	225.00	-
Repayment of borrowings (other than Debt securities)	(225.00)	-
<b>NET CASH GENERATED FROM/USED IN FINANCING ACTIVITIES (C)</b>	<b>504.92</b>	<b>(388.58)</b>
<b>Net decrease in cash and cash equivalents (A+B+C)</b>	<b>5.31</b>	<b>(1.81)</b>
<b>CASH AND CASH EQUIVALENTS AS AT THE BEGINNING OF THE PERIOD</b>	<b>2.12</b>	<b>1.95</b>
<b>CASH AND CASH EQUIVALENTS AS AT THE END OF THE PERIOD</b>	<b>7.43</b>	<b>0.13</b>
<b>Reconciliation of cash and cash equivalents as above with cash and bank balances</b>		
Cash and bank balances as at the end of the period	7.43	0.13
Add: Restricted Cash	39.37	-
Cash and bank balances as at the end of the period	46.81	0.13



## Notes:

- 3 The above results have been reviewed by the Audit Committee and have been approved and taken on record by the Board of Directors at their respective meetings held on October 26, 2023 and October 27, 2023. The financial results for the quarter and half year ended September 30, 2023 have been subjected to a limited review by the Statutory Auditors (KKC & Associates, LLP) of the Company. The report thereon is unmodified.
- 4 The standalone annual financial results have been prepared in accordance with and comply in all material aspects with Indian Accounting Standards (Ind AS) notified under Section 133 of the Companies Act, 2013 ('the Act') read with the Companies (Indian Accounting Standards) Rules, 2015 as amended from time to time and other relevant provisions of the Act. The annual standalone financial statements, used to prepare the financial results, are based on the notified Schedule III of the Act, as amended from time to time, for Non-Banking Financial Companies that are required to comply with Ind AS
- 5 The Company is regulated by the Reserve Bank of India ("RBI"). The RBI periodically issues/amends directions, regulations and/or guidelines (collectively, "Regulatory Framework") covering various aspects of operation of the Company, including those relating to accounting for certain types of transactions. The Regulatory Framework contains specific instructions that need to be followed by the Company in preparing its standalone financial statements.
- 6 In accordance with Ind AS 108 on Operating Segments, the Company has identified three business segments i.e. Investment Activity, Private Equity Investments and Others (includes property management services and managerial & marketing services).
- 7 Networth includes equity share capital, other equity, Cumulative Redeemable Preference Shares (CRPS) at carrying value (however, this is shown as financial liabilities held at amortized cost and form part of Subordinated Liabilities as per Ind AS 32) less deferred revenue expenditure, if any.
- 8 The figures for the second quarter in each of the financial years are the balancing figures between figures in respect of the half year end and the year to date figures upto the end of first quarter of the respective financial year.

- 9 Information as required pursuant to Regulation 52(4) of SEBI (Listing Obligations and Disclosure Requirements) Regulations, 2015:

Formulae for Computation of Ratios are as follows:

(i) Debt equity ratio	(Debt Securities + Unamortised Issue Expenses) / Net worth
(ii) Total debts to total assets (%)	Debt Securities / Total Assets
(iii) Net profit margin (%)	Profit after Tax / Revenue from Operations
(iv) Capital adequacy ratio	Adjusted Net worth / Risk Weighted assets
(v) Leverage ratio	Outside liabilities / Adjusted Net worth

- 10 The Board of Directors of Tata Capital Limited ('the Company' or "TCL") at its meeting held on March 28, 2023, approved the merger by way of a Scheme of Arrangement of Tata Capital Financial Services Limited ("TCFSL"), a wholly owned subsidiary of the Company and Tata Cleantech Capital Limited ("TCCL"), a subsidiary of the Company with TCL ("the Scheme"), under Sections 230 to 232 read with Section 66 and other applicable provisions of the Companies Act, 2013 ("the Act") and the Rules made thereunder. The Scheme will become effective upon fulfilment of all the conditions set out in the Scheme including approval of the Scheme by the National Company Law Tribunal ("NCLT") and upon other Regulatory approvals from the appointed date i.e. April 1, 2023 or such other later date as may be decided by the Board of Directors.

The RBI and Stock Exchange(s) (NSE and BSE) have accorded their 'No-Objection' for the Scheme and necessary application has been filed with the NCLT for approval of the Scheme.

Upon the Scheme becoming effective:

- (i) TCL will carry on all the business activities undertaken by TCFSL and TCCL as an NBFC. From the appointed date to the effective date, the said businesses would continue to be carried on by TCFSL and TCCL for and on behalf of and in trust for TCL,
- (ii) All the shares of TCFSL and TCCL held by TCL (either directly and/or through nominees) would stand cancelled without any further application, act or deed.
- (iii) The scheme does not envisage issuance of any equity shares for merger of TCFSL and TCCL, except for a minority shareholder of the latter based on valuation carried out by independent valuers
- (iv) The holders of Non-Convertible Debentures (NCDs) of TCFSL and TCCL will become holders of NCDs of TCL on the same terms and conditions (including same rights, interests and benefits).

Place: Mumbai  
Date: October 27, 2023



For Tata Capital Limited

*Rajiv Sabharwal*

Rajiv Sabharwal  
(Managing Director & CEO)  
DIN: 00057333



*A*

**Annexure 1**

**Additional Information**

- a) The funds raised through the issue of Non-Convertible Debt Securities during the quarter and half year ended September 30, 2023 after meeting the expenditures of and related to the issue, have been used for the various activities of the Company as permitted by Reserve Bank of India for Non-Banking Financial Company Core Investment Companies ('NBFC CICs') including lending and investments, to repay the Company's existing loans and Company's business operations including capital expenditure and working capital requirements. Also, as per investment policy of the Company, approved by the Board, we have invested funds in interest bearing liquid instruments pending utilization of the proceeds for the purpose described in the Debenture Trust deeds.
- b) There was no deviation in the use of the proceeds of the issue of Non-Convertible Debt Securities.



**Annexure 2**

**A. Statement of utilization of issue proceeds:**

Name of the issuer	ISIN	Mode of Fund Raising (Public issues/ Private placement)	Type of instrument	Date of raising funds	Amount Raised	Funds utilized	Any deviation (Yes/ No)	If 8 is Yes, then specify the purpose of for which the funds were utilized	Remarks, if any
1	INE976108391	Private	NCD	18-07-2023	5,00,00,00,000.00	5,00,00,00,000.00	No	As prescribed in offer document	Not Applicable
2	INE976108342	Private	NCD	21-08-2023	2,95,00,00,000.00	2,95,00,00,000.00	No	As prescribed in offer document	Not Applicable

**Note 1**

The funds raised through the issue of Non-Convertible Debt Securities, after meeting the expenditures of and related to the issue, have been used for our various activities, including lending and investments, to repay the existing loans, business operations including capital expenditure and working capital requirements. Also the funds have been invested as per investment policy of the Company, approved by the Board of Directors of the Company, pending utilisation of the proceeds for the purpose described in debenture trustee deeds.

**B. Statement of deviation/ variation in use of Issue proceeds:**

Particulars	Remarks
Name of listed entity	Tata Capital Ltd
Mode of fund raising	Private
Type of instrument	NCD
Date of raising funds	July 18, 2023 and August 21, 2023
Amount raised	Rs.7950000000
Report filed for quarter ended	September 30, 2023
Is there a deviation/ variation in use of funds raised?	No
Whether any approval is required to vary the objects of the issue stated in the prospectus/ offer document?	No
If yes, details of the approval so required?	Not Applicable
Date of approval	Not Applicable
Explanation for the deviation/ variation	Not Applicable
Comments of the audit committee after review	Not Applicable
Comments of the auditors, if any	Not Applicable
Objects for which funds have been raised and where there has been a deviation/ variation, in the following table:	Not Applicable

Original object	Modified object, if any	Original allocation	Modified allocation, if any	Funds utilised	Amount of deviation/ variation for the quarter according to applicable object (in Rs. crore and in %)	Remarks, if any
Deviation could mean:						
Not Applicable						

- a. Deviation in the objects or purposes for which the funds have been raised.  
 b. Deviation in the amount of funds actually utilized as against what was originally disclosed.

For Tata Capital Limited

*Rejiv Sabharwal*  
 Rejiv Sabharwal  
 Managing Director & CEO  
 DIN: 00057333

Date: October 27, 2023



Annexure 3: Security Cover Certificate as on September 30, 2023

Column A	Column B	Column C [i]	Column D [ii]	Column E [iii]	Column F [iv]	Column G [v]	Column H [vi]	Column I [vii]	Column J	Column K	Column L	Column M	Column N	Column O
Particulars	Description of asset for which this certificate relate	Exclusive Charge	Exclusive Charge	Pari-Passu Charge	Pari-Passu Charge	Pari-Passu Charge	Assets not offered as Security	Elimination (Amount in negative)	(Total C to H)	Market Value for Assets charged on Exclusive basis	Carrying /book value for exclusive charge assets where market value is not ascertainable or applicable (For Eg. Bank Balance, DDA market value is not applicable)	Market Value for Pari passu charge Assets [viii]	Carrying /book value for pari passu charge assets where market value is not ascertainable or applicable (For Eg. Bank Balance, DDA market value is not applicable)	Total Value (Net W/M/N)
		Book Value	Book Value	Yes/ No	Book Value	Book Value				Market Value for Assets charged on Exclusive basis	Carrying /book value for exclusive charge assets where market value is not ascertainable or applicable (For Eg. Bank Balance, DDA market value is not applicable)	Market Value for Pari passu charge Assets [viii]	Carrying /book value for pari passu charge assets where market value is not ascertainable or applicable (For Eg. Bank Balance, DDA market value is not applicable)	Total Value (Net W/M/N)
<b>ASSETS</b>														
Property, Plant and Equipment														
Capital Work-in-Progress														
Right of Use Assets														
Goodwill														
Intangible Assets														
Intangible Assets under Development														
Investments														
Loans														
Inventories														
Trade Receivables														
Cash and Cash Equivalents														
Bank Balances other than Cash and Cash Equivalents														
Others														
<b>Total</b>														
<b>LIABILITIES</b>														
Debt securities to which this certificate pertains														
Other debt sharing pari-passu charge with above debt														
Other Debt														
Subordinated debt														
Borrowings														
Bank														
Debt Securities														
Others														
Trade payables														
Lease Liabilities														
Provisions														
Others														
<b>Total</b>														
<b>Cover on Book Value</b>														
<b>Cover on Market Value</b>														
	Exclusive Security Cover Ratio	NA	NA											
	Pari-Passu Security Cover Ratio	NA	NA											

NIL

- [i] This column shall include book value of assets having exclusive charge and outstanding book value of debt for which this certificate is issued.
- [ii] This column shall include book value of assets having exclusive charge and outstanding book value of all corresponding debt other than column C.
- [iii] Pari Passu Charge shall include debt for which this certificate is issued having any pari passu charge - Mention Yes, else No.
- [iv] This column shall include a) book value of assets having pari passu charge b) outstanding book value of debt for which this certificate is issued and c). other debt sharing pari-passu charge along with debt for which certificate is issued.
- [v] This column shall include all other assets which are not charged and shall include all unsecured borrowings including subordinated debt and shall include only those assets which are paid-for.
- [vi] In order to match the liability amount with financials, it is necessary to eliminate the debt which has been counted more than once included under exclusive charge column as also under pari passu. On the assets side, there shall not be elimination as there is no overlap.
- [vii] Assets which are considered at Market Value like Land, Building, Residential/ Commercial Real Estate to be stated at Market Value. Other assets having charge to be stated at book value/carrying Value.
- [viii] The market value shall be calculated as per the total value of assets mentioned in Column O.



# kkc & associates llp

Chartered Accountants

(formerly Khimji Kunverji & Co LLP)

Independent Auditor's review report on unaudited consolidated quarterly financial results of Tata Capital Limited as per format prescribed under Regulation 52 of the SEBI (Listing Obligations and Disclosure Requirements) Regulations, 2015, as amended.

To  
The Board of Directors of  
The Tata Capital Limited

## Introduction

1. We have reviewed the accompanying statement of unaudited consolidated financial results of Tata Capital Limited ('the Parent') and its subsidiaries (the Parent and its subsidiaries together referred to as 'the Group') and its share of the net profit after tax and total comprehensive income of its associates for the quarter ended 30 September 2023 and year to date results for the period from 1 April 2023 to 30 September 2023 ('the Statement'), being submitted by the Parent pursuant to the requirements of Regulation 52 the SEBI (Listing Obligations and Disclosure Requirements) Regulations, 2015, as amended ('Listing Regulations'). Attention is drawn to fact that the consolidated figures for the quarter ended and half year ended September 30, 2022 as reported in the Statement have been approved by the Parent Company's Board of Directors but have not been subjected to audit or review.
2. This Statement, which is the responsibility of the Parent's Management and approved by the Parent's Board of Directors, has been prepared in accordance with the recognition and measurement principles laid down in the Indian Accounting Standard ('Ind AS') 34 'Interim Financial Reporting' prescribed under section 133 of the with the Act, 2013 and, the circulars, guidelines and directions issued by Reserve Bank of India ('RBI') from time to time ('RBI guidelines') other accounting principles generally accepted in India and in compliance with the presentation and disclosure requirement as per the format prescribed under Regulation 52 of the Listing Regulations. Our responsibility is to express a conclusion on the Statement based on our review.


## Scope of Review

3. We conducted our review in accordance with the Standard on Review Engagements ('SRE') 2410, 'Review of Interim Financial Information Performed by the Independent Auditor of the Entity' issued by the Institute of Chartered Accountants of India. This standard requires that we plan and perform the review to obtain moderate assurance as to whether the Statement is free of material misstatement. A review is limited primarily to inquiries of company personnel and analytical procedures applied to financial data and thus provides less assurance than an audit. We have not performed an audit and accordingly, we do not express an audit opinion.

We also performed procedures in accordance with the circular Issued by the SEBI under Regulation 33(8) of the Listing Regulations, as amended, to the extent applicable.

4. The Statement includes the result of the following entities:

Name of the entity	Relationship
1. Tata Capital Limited	Parent
2. Tata Capital Financial Services Limited	Subsidiary
3. Tata Capital Housing Finance Limited	Subsidiary
4. Tata Cleantech Capital Limited	Subsidiary
5. Tata Securities Limited	Subsidiary



Sunshine Tower, Level 19, Senapati Bapat Marg, Elphinstone Road, Mumbai 400013, India  
T: +91 22 6143 7333 E: info@kkcllp.in W: www.kkcllp.in LLPIN: AAP-2267

Suite 52, Bombay Mutual Building, Sir Phirozshah Mehta Road, Fort, Mumbai 400001, India

# kkc & associates llp

Chartered Accountants

(formerly Khimji Kunverji & Co LLP)

6. Tata Capital Pte Limited	Subsidiary
7. TCL Employee Welfare Trust	Subsidiary
8. Tata Capital Growth Fund I	Subsidiary
9. Tata Capital Healthcare Fund I	Subsidiary
10. Tata Capital Innovations Fund	Subsidiary
11. Tata Capital Special Situation Fund	Subsidiary
12. Tata Capital Growth Fund II	Subsidiary
13. Tata Capital Healthcare Fund II	Subsidiary
14. Tata Capital Advisors Pte Limited	Subsidiary of Tata Capital Pte Limited
15. Tata Capital Plc (under Liquidation from March 2023)	Subsidiary of Tata Capital Pte Limited
16. Tata Capital General Partners LLP	Subsidiary of Tata Capital Pte Limited
17. Tata Capital General Healthcare Partners LLP	Subsidiary of Tata Capital Pte Limited
18. Tata Opportunities General Partners LLP	Subsidiary of Tata Capital Pte Limited
19. Tata Capital Growth II General Partners LLP	Subsidiary of Tata Capital Pte Limited
20. Tata Capital Healthcare II General Partners LLP	Subsidiary of Tata Capital Pte Limited
21. Tata Projects Limited	Associate
22. Tata Play Limited	Associate
23. TVS Supply Chain Solutions Limited (Upto 28 July 2023)	Associate of Tata Capital Financial Services Limited
24. Fincare Business Services Limited	Associate of Tata Capital Financial Services Limited
25. Fincare Small Finance Bank Limited	Associate of Tata Capital Financial Services Limited
26. Novalead Pharma Private Limited	Associate of Tata Capital Healthcare Fund
27. Vortex Engineering Private Limited	Associate of Tata Capital Innovations Fund
28. Sea6 Energy Private Limited	Associate of Tata Capital Innovations Fund
29. Alef Mobitech Solutions Private Limited	Associate of Tata Capital Innovations Fund
30. TEMA India Private Limited (Upto 02 June 2023)	Associate of Tata Capital Special Situations Fund
31. Kapsons Industries Limited	Associate of Tata Capital Special Situations Fund
32. Indusface Private Limited	Associate of Tata Capital Growth Fund II

Sunshine Tower, Level 19, Senapati Bapat Marg, Elphinstone Road, Mumbai 400013, India  
T: +91 22 6143 7333 E: info@kkcllp.in W: www.kkcllp.in LLPIN: AAP-2267

Suite 52, Bombay Mutual Building, Sir Phirozshah Mehta Road, Fort, Mumbai 400001, India



# kkc & associates llp

Chartered Accountants

(formerly Khimji Kunverji & Co LLP)

33. Linux Laboratories Private Limited	Associate of Tata Capital Healthcare Fund II
34. Atulaya Healthcare Private Limited	Associate of Tata Capital Healthcare Fund II
35. Cnergyis Infotech India Private Limited	Associate of Tata Capital Growth Fund II
36. Anderson Diagnostic Services Private Limited	Associate of Tata Capital Healthcare Fund II
37. Sakar Healthcare	Associate of Tata Capital Healthcare Fund II

## Conclusion

5. Based on our review conducted and procedures performed as stated in paragraph 3 above and based on the consideration of the other auditors referred to in paragraph 6 below, nothing has come to our attention that causes us to believe that the accompanying Statement prepared in accordance with the applicable Ind AS and other recognized accounting practices and policies has not disclosed the information required to be disclosed in accordance with the format prescribed under Regulation 52 of the Listing Regulations, including the manner in which it is to be disclosed, or that it contains any material misstatement or that it has not been prepared in accordance with the relevant prudential norms issued by Reserve Bank of India in respect of income recognition, asset classification, provisioning and other related matters.

## Other Matters

6. We did not review the financial results of 3 subsidiaries included in the Statement, whose financial results reflect total assets of Rs. 1,42,160.15 crores as at 30 September 2023 and total revenues of Rs. 4,220.63 crores and Rs. 8,163.55 crores, total net profit after tax of Rs. 830.47 crores and Rs. 1,605.55 crores and total comprehensive income of Rs. 839.75 crores and of Rs. 1,596.43 crores for the quarter ended 30 September 2023 and for the period from 1 April 2023 to 30 September 2023 respectively, and cash flows (net) of Rs. (553.00) crores for the period from 1 April 2023 to 30 September 2023, as considered in the Statement. These financial results have been reviewed by other auditors whose reports have been furnished to us by the Management and our conclusion on the Statement, in so far as it relates to the amounts and disclosures included in respect of these subsidiaries, is based solely on the reports of the other auditors and the procedures performed by us as stated in paragraph 3 above. Our conclusion on the Statement is not modified in respect of the above matter.



# kkc & associates llp

Chartered Accountants

(formerly Khimji Kunverji & Co LLP)

7. The Statement includes the financial results of 15 subsidiaries which have not been reviewed/audited by their auditors, whose financial results reflect total assets of Rs. 2,546.86 crores as at 30 September 2023 and total revenue of Rs. 75.97 crores and Rs. 109.21 crores, total net profit after tax of Rs. 52.13 crores and Rs. 60.90 crores and total comprehensive income of Rs. 287.99 crores and Rs. 304.28 crores for the quarter ended 30 September 2023 and for the period from 1 April 2023 to 30 September 2023 respectively, and cash flows (net) of Rs. (13.58) crores for the period from 1 April 2023 to 30 September 2023, as considered in the Statement. The Statement also includes the Group's share of net profit after tax / (loss) of Rs. (3.02) crores and Rs. (11.75) crores and total comprehensive income/(loss) of Rs. (3.19) crores and Rs. (12.1) crores for the quarter ended 30 September 2023 and for the period from 1 April 2023 to 30 September 2023 respectively, as considered in the Statement, in respect of 17 associates, based on their financial results which have not been reviewed/audited by their auditors. According to the information and explanations given to us by the Management, these financial results are not material to the Group. Our conclusion on the Statement is not modified in respect of the above matter.

For **KKC & Associates LLP**

Chartered Accountants

(formerly Khimji Kunverji & Co LLP)

Firm Registration Number: 105146W/W10062



**Hasmukh B Dedhia**

Partner

ICAI Membership No: 033494

UDIN: 23033494 BGTAH 7897



Place: Mumbai

Date: 27 October 2023

**STATEMENT OF UNAUDITED CONSOLIDATED FINANCIAL RESULTS FOR THE QUARTER AND HALF YEAR ENDED SEPTEMBER 30, 2023**

	Particulars	Quarter ended			Half Year ended		(Rs. in crore)
		September 30, 2023	June 30, 2023	September 30, 2022	September 30, 2023	September 30, 2022	Year ended March 31, 2023
		Unaudited	Unaudited	Unaudited	Unaudited	Unaudited	Audited
<b>1</b>	<b>Revenue from operations</b>						
(i)	Interest income	3,928.66	3,672.60	2,823.54	7,601.26	5,360.49	11,912.58
(ii)	Dividend income	36.18	-	0.40	36.18	0.41	0.79
(iii)	Rental income	50.92	55.00	85.32	105.92	146.91	269.26
(iv)	Fee and commission income	104.03	101.41	80.14	205.44	149.85	328.02
(v)	Net gain on fair value changes	84.77	103.50	196.25	188.27	56.57	63.74
(vi)	Net gain on derecognition of associates	14.28	-	16.57	14.28	73.18	814.58
	<b>Total revenue from operations</b>	<b>4,218.84</b>	<b>3,932.51</b>	<b>3,202.22</b>	<b>8,151.35</b>	<b>5,787.41</b>	<b>13,388.97</b>
<b>2</b>	Other income	101.67	46.48	35.67	148.15	121.89	248.03
<b>3</b>	<b>Total Income (1+2)</b>	<b>4,320.51</b>	<b>3,978.99</b>	<b>3,237.89</b>	<b>8,299.50</b>	<b>5,909.30</b>	<b>13,637.00</b>
<b>4</b>	<b>Expenses</b>						
(i)	Finance costs	2,281.99	2,143.03	1,579.21	4,425.02	2,953.06	6,600.64
(ii)	Impairment/derecognition of investment in associates	-	0.80	-	0.80	-	7.65
(iii)	Impairment of financial instruments	87.50	84.76	56.84	172.26	147.30	574.29
(iv)	Employee benefits expense	435.39	407.83	322.83	843.22	577.16	1,292.33
(v)	Depreciation, amortisation and impairment	72.84	66.92	52.54	139.76	117.64	226.02
(vi)	Other expenses	341.78	281.50	229.94	623.28	496.38	1,146.21
	<b>Total expenses</b>	<b>3,219.50</b>	<b>2,984.84</b>	<b>2,241.36</b>	<b>6,204.34</b>	<b>4,291.54</b>	<b>9,847.14</b>
<b>5</b>	<b>Profit before exceptional items, share of net profits of investments accounted for using equity method and tax (3-4)</b>	<b>1,101.01</b>	<b>994.15</b>	<b>996.53</b>	<b>2,095.16</b>	<b>1,617.76</b>	<b>3,789.86</b>
<b>6</b>	Share in profit of associates	(3.02)	(8.73)	42.14	(11.75)	67.71	146.70
<b>7</b>	<b>Profit before exceptional items and tax (5+6)</b>	<b>1,097.99</b>	<b>985.42</b>	<b>1,038.67</b>	<b>2,083.41</b>	<b>1,685.47</b>	<b>3,936.56</b>
<b>8</b>	Exceptional items	-	-	-	-	-	-
<b>9</b>	<b>Profit before tax (7-8)</b>	<b>1,097.99</b>	<b>985.42</b>	<b>1,038.67</b>	<b>2,083.41</b>	<b>1,685.47</b>	<b>3,936.56</b>
<b>10</b>	<b>Tax expenses :</b>						
(1)	Current tax	278.59	271.56	225.21	550.15	474.75	1,084.55
(2)	Deferred tax	5.86	(11.20)	(9.91)	(5.34)	(61.86)	(79.60)
(3)	Short/(Excess) of earlier years	-	-	-	-	(14.16)	(14.16)
	<b>Total Tax Expense</b>	<b>284.45</b>	<b>260.36</b>	<b>215.30</b>	<b>544.81</b>	<b>398.73</b>	<b>990.79</b>
<b>11</b>	<b>Profit for the period/year (9-10)</b>	<b>813.54</b>	<b>725.06</b>	<b>823.37</b>	<b>1,538.60</b>	<b>1,286.74</b>	<b>2,945.77</b>
<b>12</b>	<b>Other comprehensive income</b>						
<b>A</b>	<b>Items that will not be reclassified to profit or loss</b>						
	<b>Owners of the Company</b>						
(a)	Remeasurement of the defined employee benefit plans	0.19	(7.41)	2.74	(7.22)	(7.19)	(12.33)
(b)	Current tax relating to Remeasurement of defined employee benefit plans	(0.04)	1.84	(0.70)	1.80	1.79	3.14
(c)	Changes in fair values of investment in equities carried at Fair Value Through Other Comprehensive Income (FVTOCI)	188.99	-	-	188.99	-	2,229.95
(d)	Tax on Changes in fair values of investment in equities carried at FVTOCI	(45.21)	3.79	-	(41.42)	-	(532.62)
	<b>Non controlling interest</b>						
(a)	Remeasurement of the defined employee benefit plans (net of tax)	(0.01)	(0.04)	(0.01)	(0.05)	(0.05)	(0.08)
(b)	Changes in fair values of investment in equities carried at FVTOCI (net of tax)	48.19	-	-	48.19	-	55.64
<b>B</b>	<b>Items that will be reclassified to profit or loss</b>						
	<b>Owners of the Company</b>						
(a)	Debt instruments measured through FVTOCI	(1.44)	9.82	(15.38)	8.38	(36.60)	(12.12)
(b)	Income tax on Debt instruments measured through FVTOCI	0.20	(1.67)	3.92	(1.47)	7.00	2.11
(c)	Fair value (loss)/gain on financial assets carried at FVTOCI	(0.87)	1.57	(0.33)	0.70	(1.38)	(3.87)
(d)	Income tax relating to fair value (loss)/gain on financial asset measured through FVTOCI	0.12	(0.33)	0.09	(0.21)	0.43	1.01
(e)	The effective portion of (loss)/gain on hedging instruments in a cash flow hedge	6.03	(17.83)	10.96	(11.80)	3.40	40.39
(f)	Income tax relating to the effective portion of (loss)/gain on hedging instruments in a cash flow hedge	(1.46)	4.56	(3.01)	3.10	(1.04)	(10.27)
(g)	Share of other comprehensive income in associates (net)	(0.17)	(0.18)	0.15	(0.35)	(0.56)	(8.58)
(h)	Exchange differences in translating financial statements of foreign operations	7.40	(0.67)	18.31	6.73	41.43	47.63
	<b>Non controlling interest</b>						
(a)	Fair value (loss)/gain on financial asset measured through FVTOCI	0.29	(0.33)	0.04	(0.04)	(0.34)	(0.39)
(b)	The effective portion of (loss)/gain on hedging instruments in a cash flow hedge	(0.17)	(0.37)	0.15	(0.54)	(0.11)	0.43
	<b>Total Other Comprehensive Income</b>	<b>202.04</b>	<b>(7.25)</b>	<b>16.93</b>	<b>194.79</b>	<b>6.78</b>	<b>1,800.04</b>
<b>13</b>	<b>Total comprehensive income for the period/year (11+12)</b>	<b>1,015.58</b>	<b>717.81</b>	<b>840.30</b>	<b>1,733.39</b>	<b>1,293.52</b>	<b>4,745.81</b>



**STATEMENT OF UNAUDITED CONSOLIDATED FINANCIAL RESULTS FOR THE QUARTER AND HALF YEAR ENDED SEPTEMBER 30, 2023**

	Particulars	Quarter ended			Half Year ended		(Rs. in crore)
		September 30, 2023	June 30, 2023	September 30, 2022	September 30, 2023	September 30, 2022	Year ended
		Unaudited	Unaudited	Unaudited	Unaudited	Unaudited	March 31, 2023
						Audited	
14	<b>Profit for the period/year attributable to:</b>						
	Owners of the company	772.97	700.75	698.38	1,473.72	1,257.71	2,974.90
	Non-controlling interest	40.57	24.31	124.99	64.88	29.03	(29.13)
15	<b>Other comprehensive income for the period/year attributable to:</b>						
	Owners of the company	153.74	(6.51)	16.75	147.23	7.28	1,744.44
	Non-controlling interest	48.30	(0.74)	0.18	47.56	(0.50)	55.60
16	<b>Total comprehensive income for the period/year attributable to: (14+15)</b>						
	Owners of the company	926.71	694.24	715.13	1,620.95	1,264.99	4,719.34
	Non-controlling interest	88.87	23.57	125.17	112.44	28.53	26.47
17	<b>Earnings per equity share:</b>						
	Equity Share of par value Rs 10/- each						
	(1) Basic (Rs)	2.17	1.97	1.99	4.14	3.58	8.46
	(2) Diluted (Rs)	2.17	1.97	1.99	4.14	3.58	8.46
18	Debt Equity ratio (Refer Note 11)	6.10	6.42	6.88	6.10	6.88	6.45
19	Debt service coverage ratio	N.A.	N.A.	N.A.	N.A.	N.A.	N.A.
20	Interest service coverage ratio	N.A.	N.A.	N.A.	N.A.	N.A.	N.A.
21	Outstanding Redeemable Preference Shares (No of shares)	1,01,93,750	1,06,61,750	1,06,97,250	1,01,93,750	1,06,97,250	1,06,97,250
22	Outstanding Redeemable Preference Shares (in Crs)						
	Face value (Rs 1000 each)	1,019.38	1,066.18	1,069.73	1,019.38	1,069.73	1,069.73
	Carrying value (inclusive of interest accrued thereon)	1,057.83	1,086.38	1,110.58	1,057.83	1,110.58	1,070.15
23	Debt Redemption Reserve	-	-	300.00	-	300.00	-
24	Capital Redemption Reserve	5.75	5.75	5.75	5.75	5.75	5.75
25	Net Worth (Refer Note 10)	20,032.04	18,180.18	13,678.86	20,032.04	13,678.86	17,578.35
26	Current ratio	N.A.	N.A.	N.A.	N.A.	N.A.	N.A.
27	Long term debt to working capital	N.A.	N.A.	N.A.	N.A.	N.A.	N.A.
28	Bad debts to Account receivable ratio	N.A.	N.A.	N.A.	N.A.	N.A.	N.A.
29	Current liability ratio	N.A.	N.A.	N.A.	N.A.	N.A.	N.A.
30	Total Debts to Total Assets (%) (Refer Note 11)	83.24%	83.67%	84.41%	83.24%	84.41%	83.67%
31	Debtors turnover	N.A.	N.A.	N.A.	N.A.	N.A.	N.A.
32	Inventory turnover	N.A.	N.A.	N.A.	N.A.	N.A.	N.A.
33	Operating margin (%)	N.A.	N.A.	N.A.	N.A.	N.A.	N.A.
34	Net profit/(loss) margin (%) (Refer Note 11)	18.32%	17.82%	21.81%	18.08%	21.73%	22.22%
35	Asset Cover Ratio (No of times)	N.A.	N.A.	N.A.	N.A.	N.A.	N.A.
36	Capital adequacy ratio	N.A.	N.A.	N.A.	N.A.	N.A.	N.A.
37	Leverage ratio	N.A.	N.A.	N.A.	N.A.	N.A.	N.A.



**Notes**

**1 Statement of consolidated assets and liabilities as at September 30, 2023:**

(Rs. in crore)

Particulars	As at September 30, 2023	As at March 31, 2023
	(Unaudited)	(Audited)
<b>ASSETS</b>		
<b>(1) Financial assets</b>		
(a) Cash and cash equivalents	2,497.61	3,058.88
(b) Bank balances other than (a) above	104.24	257.82
(c) Derivative financial instruments	272.87	229.58
(d) Receivables		
(i) Trade receivables	55.49	73.61
(ii) Other receivables	0.87	0.39
(e) Loans	1,32,431.16	1,16,756.03
(f) Investments	8,348.80	12,658.97
(g) Other financial assets	439.40	364.95
	<b>1,44,150.44</b>	<b>1,33,400.23</b>
<b>(2) Non-financial assets</b>		
(a) Current tax assets (net)	140.82	140.87
(b) Deferred tax assets (net)	346.20	381.07
(c) Investments accounted using equity method	798.95	595.07
(d) Investment property	32.66	19.87
(e) Property, plant and equipment	654.38	486.27
(f) Capital work-in-progress	29.62	11.30
(g) Intangible assets under development	6.05	8.72
(h) Other intangible assets	39.69	32.55
(i) Right to use assets	240.12	193.93
(j) Other non-financial assets	340.69	292.27
	<b>2,629.18</b>	<b>2,161.92</b>
<b>Total assets</b>	<b>1,46,779.62</b>	<b>1,35,562.15</b>
<b>LIABILITIES AND EQUITY</b>		
<b>LIABILITIES</b>		
<b>(1) Financial liabilities</b>		
(a) Derivative financial instruments	47.20	62.32
(b) Payables		
(i) Trade payables		
Total outstanding dues of micro enterprises and small enterprises	3.07	7.03
Total outstanding dues of creditors other than micro enterprises and small enterprises	1,102.34	1,231.97
(ii) Other payables		
Total outstanding dues of micro enterprises and small enterprises	-	-
Total outstanding dues of creditors other than micro enterprises and small enterprises	-	-
(c) Debt securities	53,696.26	51,375.58
(d) Borrowings (Other than debt securities)	60,901.22	54,934.13
(e) Subordinated liabilities	7,482.72	7,026.20
(f) Lease liabilities	252.43	205.38
(g) Other financial liabilities	1,685.82	1,954.15
	<b>1,25,171.06</b>	<b>1,16,796.76</b>
<b>(2) Non-Financial Liabilities</b>		
(a) Current tax liabilities (net)	339.76	306.77
(b) Provisions	118.94	99.46
(c) Other non-financial liabilities	185.36	210.49
	<b>644.06</b>	<b>616.72</b>
<b>(3) EQUITY</b>		
(a) Equity share capital	3,571.27	3,507.07
(b) Other equity	15,953.92	13,451.66
<b>Equity attributable to owners of the Company</b>	<b>19,525.19</b>	<b>16,958.73</b>
<b>(4) Non-controlling interest</b>	<b>1,439.31</b>	<b>1,189.94</b>
<b>Total liabilities and equity</b>	<b>1,46,779.62</b>	<b>1,35,562.15</b>







2 Statement of consolidated cash flow for the year ended September 30, 2023:

(Rs. in crore)

Particulars	For the half year ended September 30, 2023	For the half year ended September 30, 2022
	(Unaudited)	(Unaudited)
<b>1 CASH FLOW FROM OPERATING ACTIVITIES</b>		
Profit before tax	2,083.41	1,685.47
<b>Adjustments for :</b>		
Depreciation, amortisation and impairment	139.76	117.64
Net loss/(gain) on derecognition of property, plant and equipment and right-to-use assets	10.43	0.04
Interest expenses	4,425.02	2,953.06
Interest income	(7,601.26)	(5,360.49)
Dividend income	(36.18)	(0.41)
Provision for leave encashment	8.53	4.08
Exchange gains (net)	(0.50)	(2.82)
Net loss/(gain) on fair value changes		
- Realised	(144.74)	(61.95)
- Unrealised	(43.53)	5.38
Net gain on derecognition of investment in Associates	(14.28)	(73.18)
Rental income on fair valuation of security deposit	(39.07)	(32.48)
Share in profit of associates	11.75	(67.71)
Share based payments to employees	16.29	11.25
Interest on income tax refund	(2.79)	(1.00)
Impairment on financial instruments	150.72	137.41
Impairment on investments	0.80	-
Provision against derivative current credit exposure	0.12	-
Provision against trade receivables	21.42	9.89
Reversal of provision against assets held for sale	(29.99)	-
	<b>(1,044.09)</b>	<b>(675.82)</b>
Interest paid	(4,112.59)	(2,768.13)
Interest received	7,356.64	5,256.73
Interest received on income tax refund	2.79	1.00
Dividend received	36.19	0.41
Cash generated from operation before working capital changes	<b>2,238.94</b>	<b>1,814.19</b>
Movement in working capital:		
Increase in loans	(15,597.25)	(9,651.82)
Increase in trade receivables	(3.78)	(8.88)
(Increase) in other financial/non financial assets	(90.59)	(84.83)
(Decrease)/ increase in other financial/ non financial liabilities	(257.16)	52.97
(Decrease)/ increase in provisions	(3.25)	0.69
(Decrease)/ increase in trade payable	(132.93)	81.79
	(16,084.96)	(9,610.08)
Taxes paid (net)	(514.70)	(471.24)
<b>NET CASH USED IN OPERATING ACTIVITIES</b>	<b>(14,360.72)</b>	<b>(8,267.13)</b>
<b>2 CASH FLOW FROM INVESTING ACTIVITIES</b>		
Purchase of property, plant and equipment (including capital advances)	(362.34)	(51.65)
Proceeds from sale of property, plant and equipment	36.02	28.78
Investment in associates	(250.00)	(76.46)
Purchase of mutual fund units	(2,15,879.80)	(1,64,937.01)
Purchase of other investments	(672.86)	(4,594.07)
Proceeds from redemption of mutual fund units	2,19,767.08	1,66,175.83
Proceeds from sale of associates	63.69	152.36
Proceeds from sale of other investments	1,540.62	4,261.16
Bank Balances not considered as cash and cash equivalents	154.10	(166.99)
<b>NET CASH GENERATED FROM INVESTING ACTIVITIES</b>	<b>4,396.51</b>	<b>791.95</b>
<b>3 CASH FLOW FROM FINANCING ACTIVITIES</b>		
Proceeds from issue of Equity Shares	985.78	-
Infusion of capital by minority shareholders	181.95	61.67
Payout of income/gain to contributors	(32.27)	(107.19)
Repayment of lease obligation	(34.57)	(22.45)
Redemption of preference shares	(50.35)	(40.20)
Share and debt issue expenses	(20.64)	(15.55)
Dividend paid on equity & preference shares	(83.08)	(56.38)
Proceeds from debt securities	18,170.00	13,576.56
Proceeds from borrowings (other than debt securities)	24,007.02	18,534.00
Proceeds from subordinated liabilities	500.00	129.00
Repayment of debt securities	(16,040.79)	(10,914.51)
Repayment of borrowings (other than debt securities)	(18,152.69)	(13,942.96)
Repayment of subordinated liabilities	(28.18)	(64.30)
<b>NET CASH GENERATED FROM FINANCING ACTIVITIES</b>	<b>9,402.18</b>	<b>7,137.69</b>
<b>NET INCREASE IN CASH AND CASH EQUIVALENTS</b>	<b>(562.03)</b>	<b>(337.49)</b>
<b>CASH AND CASH EQUIVALENTS AS AT THE BEGINNING OF THE YEAR</b>	<b>3,058.88</b>	<b>2,081.62</b>
Exchange difference on translation of foreign currency cash and cash equivalents	0.76	0.57
<b>CASH AND CASH EQUIVALENTS AS AT THE END OF THE PERIOD</b>	<b>2,497.61</b>	<b>1,749.70</b>



## Notes

- 3 The above consolidated financial results have been reviewed by the Audit Committee and have been approved and taken on record by the Board of Directors at their respective meetings held on October 26, 2023 and October 27, 2023. The financial results for the quarter ended and half year ended September 30, 2023 have been subjected to limited review by the statutory auditors KKC & Associates LLP, Chartered Accountants of the Company. The report thereon is unmodified.
- 4 The consolidated financial results have been prepared in accordance with and comply in all material aspects with Indian Accounting Standards ('Ind AS') notified under Section 133 of the Companies Act, 2013 ('the Act') read with the Companies (Indian Accounting Standards) Rules, 2015 as amended from time to time and other relevant provisions of the Act.
- 5 Tata Capital Limited ("TCL" or "Company") is registered with the Reserve Bank of India ("RBI") as a Systemically Important Non-Deposit Accepting Core Investment Company ("CIC"). The Company together with its subsidiaries (collectively, the Group), is primarily engaged in lending and investing activities. Further one of the subsidiary within the Group is also engaged in providing broking services and undertaking trading activities. As a CIC, TCL is a primary holding Company, holding investments in its subsidiaries and other group companies and carries out only such activities as are permitted under the guidelines issued by RBI for CICs. The Company is domiciled in India and incorporated under the Companies Act, 2013 and listed its non-convertible debentures and commercial papers with BSE Limited and National Stock Exchange Limited.
- 6 In accordance with Ind AS 108 on Segment Reporting, the Group has identified three business segments i.e. Financing Activity, Investment Activity and Others.
- 7 The Board of Directors of Tata Capital Limited ('the Company' or "TCL") at its meeting held on March 28, 2023, approved the merger by way of a Scheme of Arrangement of Tata Capital Financial Services Limited ("TCFSL"), a wholly owned subsidiary of the Company and Tata Cleantech Capital Limited ("TCCL"), a subsidiary of the Company with TCL ("the Scheme"), under Sections 230 to 232 read with Section 66 and other applicable provisions of the Companies Act, 2013 ("the Act") and the Rules made thereunder. The Scheme will become effective upon fulfilment of all the conditions set out in the Scheme including approval of the Scheme by the National Company Law Tribunal ('NCLT') and upon other Regulatory approvals from the appointed date i.e. April 01, 2023 or such other later date as may be decided by the Board of Directors. The RBI and Stock Exchange(s) (NSE and BSE) have accorded their 'No-Objection' for the Scheme and necessary application has been filed with the NCLT for approval of the Scheme. Upon the Scheme becoming effective:
- TCL will carry on all the business activities undertaken by TCFSL and TCCL as an NBFC. From the appointed date to the effective date, the said businesses would continue to be carried on by TCFSL and TCCL for and on behalf of and in trust for TCL.
  - All the shares of TCFSL and TCCL held by TCL (either directly and/or through nominees) would stand cancelled without any further application, act or deed.
  - The scheme does not envisage issuance of any equity shares for merger of TCFSL and TCCL, except for a minority shareholder of the latter based on valuation carried out by independent valuers.
  - The holders of Non-Convertible Debentures (NCDs) of TCFSL and TCCL will become holders of NCDs of TCL on the same terms and conditions (including same rights, interests and benefits).
- 8 Figures in the previous period/year have been regrouped and correspondingly ratios are changed wherever necessary, in order to make them comparable to current period.
- 9 The figures for the second quarter in each of the financial years are the balancing figures between figures in respect of the half year end and the year to date figures upto the end of the first quarter of the respective financial year.
- 10 Networth includes equity share capital plus cumulative redeemable preference shares (CRPS) plus other equity less deferred revenue expenditure.
- 11 Information as required pursuant to Regulation 52(4) of SEBI (Listing Obligations and Disclosure Requirements) Regulations, 2015:
- |                                      |   |
|--------------------------------------|---|
| (i) Debt equity ratio                | $\frac{\text{Debt Securities} + \text{Borrowings (other than debt securities)} + \text{Subordinated Debts} - \text{Unamortised Issue Expenses}}{\text{Equity Share Capital} + \text{Other Equity} - \text{Deferred Revenue Expenditure}}$ |
| (ii) Total debts to total assets (%) | $\frac{\text{Debt Securities} + \text{Borrowings (other than Debt Securities)} + \text{Subordinated Debts} - \text{Unamortised Issue Expenses}}{\text{Total Assets}}$   |
| (iii) Net profit margin (%)          | $\frac{\text{Profit after Tax (Attributable to owners of the Company)}}{\text{Revenue from Operations}}$  |

For Tata Capital Limited

*Rajiv Sabharwal*


**Rajiv Sabharwal**  
(Managing Director & CEO)  
DIN: 00057333

Place : Mumbai  
Date : October 27, 2023




Tata Capital Limited  
 Related Party Transactions for the half year ended September 30, 2023 under Regulation 23(9) of the SEBI (Listing Obligations and Disclosure Requirements) Regulations, 2015  
 (Amount in Crs)


Sr. No	Details of the party (listed entity Details of the loans, inter-corporate deposits, advances or investments /subsidiary) entering into the transaction	Details of the counterparty			Type of related party transaction	Value of the related party transaction as approved by the audit committee	Value of transaction during the reporting period	In case monies are due to either party as a result of the transaction		In case any financial indebtedness is incurred to make or give loans, inter-corporate deposits, advances or investments			Details of the loans, inter-corporate deposits, advances or investments					
		Name	Name	PAN				Relationship of the counterparty with the listed entity or its subsidiary	Opening Balance	Closing Balance	Nature of indebtedness (loan/ issuance of debt/ any other etc.)	Cost	Tenure	Nature (loan/advance/ inter-corporate deposit/investment)	Interest Rate (%)	Tenure	Secured/ unsecured	Purpose for which the funds will be utilised by the ultimate recipient of funds (endusage)
1	Tata Capital Limited	Tata Sons Private Limited			Holding Company	Expenditure - Tata Brand Equity and Business Promotion expenses	0.32	0.32	-	-								
2	Tata Capital Limited	Tata Sons Private Limited			Holding Company	Dividend paid during period - Equity Shares	70.74	70.74	-	-								
3	Tata Capital Limited	Tata Sons Private Limited			Holding Company	Expenses - Sponsorship	0.32	0.32	-	-								
4	Tata Capital Limited	Tata Sons Private Limited			Holding Company	Equity shares issued (including Securities Premium)	951.16	951.16	-	-								
5	Tata Capital Limited	Tata Sons Private Limited			Holding Company	Recovery of stamp duty on sale of shares	-	-	0.11	-								
6	Tata Capital Limited	Tata Sons Private Limited			Holding Company	Payable	-	-	3.32	0.32								
7	Tata Capital Limited	Tata Sons Private Limited			Holding Company	Liabilities- Equity shares held	-	-	3,368.68	3,427.07								
8	Tata Capital Limited	Tata Capital Financial Services Limited			Subsidiary	Dividend received on Equity shares	69.64	69.64	-	-								
9	Tata Capital Limited	Tata Capital Financial Services Limited			Subsidiary	Income - Interest on Inter Corporate Deposit	12.71	12.71	-	-								
10	Tata Capital Limited	Tata Capital Financial Services Limited			Subsidiary	Income - Rent	4.24	4.24	-	-								
11	Tata Capital Limited	Tata Capital Financial Services Limited			Subsidiary	Income - Marketing & Managerial Service Fees	9.85	9.85	-	-								
12	Tata Capital Limited	Tata Capital Financial Services Limited			Subsidiary	Recovery of Marketing & Managerial Service received	0.45	0.45	-	-								
13	Tata Capital Limited	Tata Capital Financial Services Limited			Subsidiary	Reimbursement of Electricity expense received	0.03	0.03	-	-								
14	Tata Capital Limited	Tata Capital Financial Services Limited			Subsidiary	Recovery of Insurance expenses	0.15	0.15	-	-								
15	Tata Capital Limited	Tata Capital Financial Services Limited			Subsidiary	Expenditure - Rent expenses	0.03	0.03	-	-								
16	Tata Capital Limited	Tata Capital Financial Services Limited			Subsidiary	Investment in Equity Shares	800.00	800.00	-	-			Investment	NA	NA	NA	Business	
17	Tata Capital Limited	Tata Capital Financial Services Limited			Subsidiary	Inter-Corporate Deposit placed	3,020.55	3,020.55	-	-			Inter Corporate Deposit	7.16% to 7.43%	On demand	Unsecured	Business	
18	Tata Capital Limited	Tata Capital Financial Services Limited			Subsidiary	Inter Corporate Deposits (ICDs) repaid during the period	Not Applicable	1,983.65	-	-								
19	Tata Capital Limited	Tata Capital Financial Services Limited			Subsidiary	Assets -Investment in Equity Shares	-	-	6,837.55	7,637.55								
20	Tata Capital Limited	Tata Capital Financial Services Limited			Subsidiary	Inter-Corporate Deposit Receivable	-	-	-	1,037.33								
21	Tata Capital Limited	Tata Capital Financial Services Limited			Subsidiary	Receivables	-	-	3.47	7.40								




Sr. No	Details of the party (listed entity Details of the loans, inter-corporate deposits, advances or investments /subsidiary) entering into the transaction	Details of the counterparty			Type of related party transaction	Value of the related party transaction as approved by the audit committee	Value of transaction during the reporting period	In case monies are due to either party as a result of the transaction		In case any financial indebtedness is incurred to make or give loans, intercorporate deposits, advances or investments				Details of the loans, inter-corporate deposits, advances or investments				
		Name	Name	PAN				Relationship of the counterparty with the listed entity or its subsidiary	Opening Balance	Closing Balance	Nature of indebtedness (loan/ issuance of debt/ any other etc.)	Cost	Tenure	Nature (loan/advance/ intercorporate deposit/investment)	Interest Rate (%)	Tenure	Secured/ unsecured	Purpose for which the funds will be utilised by the ultimate recipient of funds (endusage)
22	Tata Capital Limited	Tata Capital Financial Services Limited			Subsidiary	Security Deposit payable	-	-	44.42	44.42								
23	Tata Capital Limited	Tata Capital Financial Services Limited			Subsidiary	Payable	-	-	0.01	0.02								
24	Tata Capital Limited	Tata Capital Housing Finance Limited			Subsidiary	Income - Interest on Inter Corporate Deposit	5.93	5.93	-	-								
25	Tata Capital Limited	Tata Capital Housing Finance Limited			Subsidiary	Income - Marketing & Managerial Service Fees	4.75	4.75	-	-								
26	Tata Capital Limited	Tata Capital Housing Finance Limited			Subsidiary	Income - Rent	1.14	1.14	-	-								
27	Tata Capital Limited	Tata Capital Housing Finance Limited			Subsidiary	Recovery of Marketing & Managerial Service received	0.17	0.17	-	-								
28	Tata Capital Limited	Tata Capital Housing Finance Limited			Subsidiary	Recovery of electricity expenses	0.01	0.01	-	-								
29	Tata Capital Limited	Tata Capital Housing Finance Limited			Subsidiary	Recovery of Insurance expenses	0.06	0.06	-	-								
30	Tata Capital Limited	Tata Capital Housing Finance Limited			Subsidiary	Inter-Corporate Deposit placed	949.20	949.20	-	-			Inter Corporate Deposit	7.16% to 7.43%	On demand	Unsecured	Business	
31	Tata Capital Limited	Tata Capital Housing Finance Limited			Subsidiary	Inter Corporate Deposits (ICDs) repaid during the period	Not Applicable	1,291.37	-	-								
32	Tata Capital Limited	Tata Capital Housing Finance Limited			Subsidiary	Assets -Investment in Equity Shares	-	-	2,906.00	2,906.00								
33	Tata Capital Limited	Tata Capital Housing Finance Limited			Subsidiary	Inter-Corporate Deposit Receivable	-	-	443.76	102.12								
34	Tata Capital Limited	Tata Capital Housing Finance Limited			Subsidiary	Receivables	-	-	1.61	1.63								
35	Tata Capital Limited	Tata Capital Housing Finance Limited			Subsidiary	Security Deposit payable	-	-	12.60	12.60								
36	Tata Capital Limited	Tata Capital Housing Finance Limited			Subsidiary	Guarantees issued to National Housing Bank	-	-	129.54	105.11								
37	Tata Capital Limited	Tata Cleantech Capital Limited			Subsidiary	Income - Rent	0.22	0.22	-	-								
38	Tata Capital Limited	Tata Cleantech Capital Limited			Subsidiary	Income - Marketing & Managerial Service Fees	1.85	1.85	-	-								
39	Tata Capital Limited	Tata Cleantech Capital Limited			Subsidiary	Recovery of electricity expenses	0.00	0.00	-	-								
40	Tata Capital Limited	Tata Cleantech Capital Limited			Subsidiary	Recovery of Marketing & Managerial Service received	0.09	0.09	-	-								
41	Tata Capital Limited	Tata Cleantech Capital Limited			Subsidiary	Recovery of Insurance expenses	0.01	0.01	-	-								
42	Tata Capital Limited	Tata Cleantech Capital Limited			Subsidiary	Assets -Investment in Equity Shares	-	-	740.62	740.62								
43	Tata Capital Limited	Tata Cleantech Capital Limited			Subsidiary	Balance Receivable- Trade	-	-	0.53	0.54								
44	Tata Capital Limited	Tata Cleantech Capital Limited			Subsidiary	Security Deposit payable	-	-	2.44	2.44								
45	Tata Capital Limited	Tata Securities Limited			Subsidiary	Income - Rent	0.08	0.08	-	-								
46	Tata Capital Limited	Tata Securities Limited			Subsidiary	Recovery of electricity expenses	0.00	0.00	-	-								




Sr. No	Details of the party (listed entity Details of the loans, inter-corporate deposits, advances or investments /subsidiary) entering into the transaction	Details of the counterparty			Type of related party transaction	Value of the related party transaction as approved by the audit committee	Value of transaction during the reporting period	In case monies are due to either party as a result of the transaction		In case any financial indebtedness is incurred to make or give loans, inter-corporate deposits, advances or investments			Details of the loans, inter-corporate deposits, advances or investments				
		Name	Name	PAN				Relationship of the counterparty with the listed entity or its subsidiary	Opening Balance	Closing Balance	Nature of indebtedness (loan/ issuance of debt/ any other etc.)	Cost	Tenure	Nature (loan/advance/ inter-corporate deposit/investment)	Interest Rate (%)	Tenure	Secured/ unsecured
47	Tata Capital Limited	Tata Securities Limited			Subsidiary	Recovery of electricity expenses	0.00	0.00	-	-							
48	Tata Capital Limited	Tata Securities Limited			Subsidiary	Investment in Equity Shares	30.00	30.00	-	-							
49	Tata Capital Limited	Tata Securities Limited			Subsidiary	Assets -Investment in Equity Shares	-	-	22.89	52.89							Business
50	Tata Capital Limited	Tata Securities Limited			Subsidiary	Balance Receivable	-	-	0.02	0.02							
51	Tata Capital Limited	Tata Capital Pte. Limited			Subsidiary	Assets -Investment in Equity Shares	-	-	108.07	108.07							
52	Tata Capital Limited	Tata Capital Pte. Limited			Subsidiary	Dividend received on Equity shares	61.56	61.56	-	-							
53	Tata Capital Limited	Tata Capital Advisors Pte. Limited			Subsidiary	Reimbursement of Legal expenses	0.02	0.02	-	-							
54	Tata Capital Limited	Tata Capital Advisors Pte. Limited			Subsidiary	Balance Receivable	-	-	0.86	-							
55	Tata Capital Limited	Tata Capital Growth Fund I			Subsidiary	Distribution of Dividend (TTL)	14.31	14.31	-	-							
56	Tata Capital Limited	Tata Capital Growth Fund I			Subsidiary	Assets -Investment in Class A units of fund	-	-	46.90	46.90							
57	Tata Capital Limited	Tata Capital Growth Fund I			Subsidiary	Provision for Diminution in value of Investment	-	-	12.75	12.75							
58	Tata Capital Limited	Tata Capital Growth Fund I			Subsidiary	Commitments	-	-	29.83	29.83							
59	Tata Capital Limited	Tata Capital Healthcare Fund I			Subsidiary	Provision for Diminution in value of Investment	-	-	13.36	13.36							
60	Tata Capital Limited	Tata Capital Healthcare Fund I			Subsidiary	Assets -Investment in Class A units of fund	-	-	23.77	23.77							
61	Tata Capital Limited	Tata Capital Healthcare Fund I			Subsidiary	Commitments	-	-	5.59	5.59							
62	Tata Capital Limited	Tata Capital Innovation Fund			Subsidiary	Provision for Diminution in value of Investment	-	-	38.26	38.26							
63	Tata Capital Limited	Tata Capital Innovation Fund			Subsidiary	Assets -Investment in Class A units of fund	-	-	45.72	45.72							
64	Tata Capital Limited	Tata Capital Innovation Fund			Subsidiary	Assets -Investment in Class B units of fund	-	-	0.00	0.00							
65	Tata Capital Limited	Tata Capital Innovation Fund			Subsidiary	Receivables	-	-	1.95	194.55							
66	Tata Capital Limited	Tata Capital Innovation Fund			Subsidiary	Provision for bad & doubtful debts	-	-	1.92	191.95							
67	Tata Capital Limited	Tata Capital Innovation Fund			Subsidiary	Commitments	-	-	0.45	0.45							
68	Tata Capital Limited	Tata Capital Healthcare Fund II			Subsidiary	Income - Asset Management Fees	7.00	7.00	-	-							
69	Tata Capital Limited	Tata Capital Healthcare Fund II			Subsidiary	Provision for Diminution in value of Investment	Not Applicable	0.27	0.80	1.07							
70	Tata Capital Limited	Tata Capital Healthcare Fund II			Subsidiary	Investment in Units of Fund during the period	16.01	16.01	-	-							Business
71	Tata Capital Limited	Tata Capital Healthcare Fund II			Subsidiary	Reimbursement of Legal expenses	0.06	0.06	-	-							
72	Tata Capital Limited	Tata Capital Healthcare Fund II			Subsidiary	Assets -Investment in Units of Fund	-	-	46.13	62.14							




Sr. No	Details of the party (listed entity Details of the loans, inter-corporate deposits, advances or investments /subsidiary) entering into the transaction	Details of the counterparty			Type of related party transaction	Value of the related party transaction as approved by the audit committee	Value of transaction during the reporting period	In case monies are due to either party as a result of the transaction		In case any financial indebtedness is incurred to make or give loans, inter-corporate deposits, advances or investments			Details of the loans, inter-corporate deposits, advances or investments					
		Name	Name	PAN				Relationship of the counterparty with the listed entity or its subsidiary	Opening Balance	Closing Balance	Nature of indebtedness (loan/ issuance of debt/ any other etc.)	Cost	Tenure	Nature (loan/advance/ deposit/investment)	Interest Rate (%)	Tenure	Secured/ unsecured	Purpose for which the funds will be utilised by the ultimate recipient of funds (endusage)
73	Tata Capital Limited	Tata Capital Healthcare Fund II			Subsidiary	Receivables	-	-	0.22	0.06								
74	Tata Capital Limited	Tata Capital Healthcare Fund II			Subsidiary	Commitments	-	-	93.87	72.58								
75	Tata Capital Limited	Tata Capital Growth Fund II			Subsidiary	Proceeds from Divestment - Profit on sale	10.93	10.93	-	-								
76	Tata Capital Limited	Tata Capital Growth Fund II			Subsidiary	Income -Asset Management Fees	7.49	7.49	-	-								
77	Tata Capital Limited	Tata Capital Growth Fund II			Subsidiary	Provision for Diminution in value of Investment	Not Applicable	0.42	2.70	3.12								
78	Tata Capital Limited	Tata Capital Growth Fund II			Subsidiary	Investment in Class A1 units of Fund during the period	53.52	53.52	-	-				Investment	NA	NA	NA	Business
79	Tata Capital Limited	Tata Capital Growth Fund II			Subsidiary	Investment in Class B1 units of Fund during the period	0.19	0.19	-	-				Investment	NA	NA	NA	Business
80	Tata Capital Limited	Tata Capital Growth Fund II			Subsidiary	Investment in Class B2 units of Fund during the period	0.15	0.15	-	-				Investment	NA	NA	NA	Business
81	Tata Capital Limited	Tata Capital Growth Fund II			Subsidiary	Return of Capital in Class A1 units of fund	3.39	3.39	-	-								
82	Tata Capital Limited	Tata Capital Growth Fund II			Subsidiary	Return of Capital in Class B1 units of fund	0.01	0.01	-	-								
83	Tata Capital Limited	Tata Capital Growth Fund II			Subsidiary	Return of Capital during the period	0.01	0.01	-	-								
84	Tata Capital Limited	Tata Capital Growth Fund II			Subsidiary	Reimbursement of expenses	0.43	0.43	-	-								
85	Tata Capital Limited	Tata Capital Growth Fund II			Subsidiary	Proceeds from Divestment - Cost	3.41	3.41	-	-								
86	Tata Capital Limited	Tata Capital Growth Fund II			Subsidiary	Assets -Investment in Class A1 units of Fund	-	-	165.61	215.75								
87	Tata Capital Limited	Tata Capital Growth Fund II			Subsidiary	Assets -Investment in Class B1 units of Fund	-	-	0.51	0.68								
88	Tata Capital Limited	Tata Capital Growth Fund II			Subsidiary	Assets -Investment in Class B2 units of Fund	-	-	0.41	0.54								
89	Tata Capital Limited	Tata Capital Growth Fund II			Subsidiary	Receivables	-	-	0.03	0.34								
90	Tata Capital Limited	Tata Capital Growth Fund II			Subsidiary	Commitments	-	-	195.18	145.95								
91	Tata Capital Limited	Tata Capital Special Situations Fund			Subsidiary	Proceeds from Divestment - Profit on sale	0.64	0.64	-	-								
92	Tata Capital Limited	Tata Capital Special Situations Fund			Subsidiary	Proceeds from Divestment - Cost	11.85	11.85	-	-								
93	Tata Capital Limited	Tata Capital Special Situations Fund			Subsidiary	Reimbursement of Expenses	0.20	0.20	-	-								
94	Tata Capital Limited	Tata Capital Special Situations Fund			Subsidiary	Assets -Investment in Class A units of fund	-	-	21.75	9.90								
95	Tata Capital Limited	Tata Capital Special Situations Fund			Subsidiary	Assets -Investment in Class B units of fund	-	-	0.00	0.00								
96	Tata Capital Limited	Tata Capital Special Situations Fund			Subsidiary	Provision for Diminution in value of Investment	-	-	9.90	9.90								
97	Tata Capital Limited	Tata Capital Special Situations Fund			Subsidiary	Commitments	-	-	0.22	0.22								



Sr. No	Details of the party (listed entity Details of the loans, inter-corporate deposits, advances or investments /subsidiary) entering into the transaction	Details of the counterparty			Type of related party transaction	Value of the related party transaction as approved by the audit committee	Value of transaction during the reporting period	In case monies are due to either party as a result of the transaction		In case any financial indebtedness is incurred to make or give loans, intercorporate deposits, advances or investments			Details of the loans, inter-corporate deposits, advances or investments			
	Name	Name	PAN	Relationship of the counterparty with the listed entity or its subsidiary				Opening Balance	Closing Balance	Nature of indebtedness (loan/ issuance of debt/ any other etc.)	Cost	Tenure	Nature (loan/advance/ intercorporate deposit/investment)	Interest Rate (%)	Tenure	Secured/ unsecured
98	Tata Capital Limited	Tata Projects Limited		Associate	Assets -Investment in Equity Shares	-	-	54.78	54.78							
99	Tata Capital Limited	Tata Play Limited (formerly Tata Sky Limited)		Associate	Assets -Investment in Equity Shares	-	-	52.42	52.42							
100	Tata Capital Limited	Tata Capital Limited Gratuity Scheme		Post Employment Benefit Plans	Liabilities -Provision for Trust's exposure to investment in IL & FS	-	-	1.40	1.40							
101	Tata Capital Limited	Tata Capital Limited Employees Provident Fund		Post Employment Benefit Plans	Employer's Contribution to Provident Fund	0.97	0.97	-	-							
102	Tata Capital Limited	Tata Capital Limited Employees Provident Fund		Post Employment Benefit Plans	Employee Contribution to Provident Fund and Voluntary Provident Fund	1.41	1.41	-	-							
103	Tata Capital Limited	Tata Capital Limited Employees Provident Fund		Post Employment Benefit Plans	Statutory liabilities	-	-	0.38	0.42							
104	Tata Capital Limited	Tata Capital Limited Employees Provident Fund		Post Employment Benefit Plans	Liabilities -Provision for Trust's exposure to investment in IL & FS	-	-	2.85	2.85							
105	Tata Capital Limited	Tata Capital Limited Superannuation Scheme		Post Employment Benefit Plans	Contribution to Superannuation Scheme	0.21	0.21	-	-							
106	Tata Capital Limited	TCL Employee Welfare Trust		Post Employment Benefit Plans	Dividend paid during period - Equity Shares	1.10	1.10	-	-							
107	Tata Capital Limited	TCL Employee Welfare Trust		Post Employment Benefit Plans	Equity shares issued (including Securities Premium)	14.12	14.12	-	-							
108	Tata Capital Limited	TCL Employee Welfare Trust		Post Employment Benefit Plans	Liabilities- Equity shares held	-	-	53.04	50.22							
109	Tata Capital Limited	Tata Autocomp Systems Limited		Subsidiary of Holding Company	Assets -Investment in Equity Shares	-	-	2,462.19	2,462.19							
110	Tata Capital Limited	Tata Autocomp Systems Limited		Subsidiary of Holding Company	Dividend received on Equity shares	17.69	17.69	-	-							
111	Tata Capital Limited	Tata Consultancy Services Limited		Subsidiary of Holding Company	Expenditure - Information Technology Expenses	1.59	1.59	-	-							
112	Tata Capital Limited	Tata Consultancy Services Limited		Subsidiary of Holding Company	Payable	-	-	3.06	1.59							
113	Tata Capital Limited	Tata Teleservices (Maharashtra) Limited		Subsidiary of Holding Company	Expenditure - Communication Expenses	0.01	0.01	-	-							
114	Tata Capital Limited	Tata AIG General Insurance Company Limited		Subsidiary of Holding Company	Expenditure - Insurance expenses	0.08	0.08	-	-							
115	Tata Capital Limited	Tata AIG General Insurance Company Limited		Subsidiary of Holding Company	Advance paid	-	-	0.11	0.02							
116	Tata Capital Limited	Tata International Limited		Subsidiary of Holding Company	Dividend paid during period - Equity Shares	0.02	0.02	-	-							
117	Tata Capital Limited	Tata International Limited		Subsidiary of Holding Company	Liabilities- Equity shares held	-	-	0.79	0.79							




Sr. No	Details of the party (listed entity Details of the loans, inter-corporate deposits, advances or investments /subsidiary) entering into the transaction	Details of the counterparty			Type of related party transaction	Value of the related party transaction as approved by the audit committee	Value of transaction during the reporting period	In case monies are due to either party as a result of the transaction		In case any financial indebtedness is incurred to make or give loans, intercorporate deposits, advances or investments				Details of the loans, inter-corporate deposits, advances or investments				
		Name	Name	PAN				Relationship of the counterparty with the listed entity or its subsidiary	Opening Balance	Closing Balance	Nature of indebtedness (loan/ issuance of debt/ any other etc.)	Cost	Tenure	Nature (loan/advance/ intercorporate deposit/investment)	Interest Rate (%)	Tenure	Secured/ unsecured	Purpose for which the funds will be utilised by the ultimate recipient of funds (endusage)
118	Tata Capital Limited	Tata Investment Corporation Limited			Subsidiary of Holding Company	Dividend paid during period - Equity Shares	1.64	1.64	-	-								
119	Tata Capital Limited	Tata Investment Corporation Limited			Subsidiary of Holding Company	Equity shares issued (including Securities Premium)	21.95	21.95	-	-								
120	Tata Capital Limited	Tata Investment Corporation Limited			Subsidiary of Holding Company	Liabilities- Equity shares held	-	-	78.16	79.51								
121	Tata Capital Limited	Supermarket Grocery Supplies Private Limited			Subsidiary of Holding Company	Assets -Investment in Equity Shares	-	-	103.27	103.27								
122	Tata Capital Limited	The Indian Hotels Company Limited			Associate of Holding Company	Dividend Income	0.00	0.00	-	-								
123	Tata Capital Limited	The Indian Hotels Company Limited			Associate of Holding Company	Expenditure - Conference	0.06	0.06	-	-								
124	Tata Capital Limited	The Indian Hotels Company Limited			Associate of Holding Company	Expenditure -Other	0.07	0.07	-	-								
125	Tata Capital Limited	The Indian Hotels Company Limited			Associate of Holding Company	Expenditure - Staff Welfare	0.18	0.18	-	-								
126	Tata Capital Limited	The Indian Hotels Company Limited			Associate of Holding Company	Assets -Investment in Equity Shares	-	-	0.64	0.81								
127	Tata Capital Limited	Tata Steel Limited			Associate of Holding Company	Dividend Income	0.06	0.06	-	-								
128	Tata Capital Limited	Tata Steel Limited			Associate of Holding Company	Assets -Investment in Equity Shares	-	-	1.75	2.16								
129	Tata Capital Limited	Tata Consumer Products Limited			Associate of Holding Company	Dividend paid during period - Equity Shares	0.01	0.01	-	-								
130	Tata Capital Limited	Tata Consumer Products Limited			Associate of Holding Company	Liabilities- Equity shares held	-	-	0.61	0.61								
131	Tata Capital Limited	Tata Chemicals Limited			Associate of Holding Company	Dividend paid during period - Equity Shares	0.07	0.07	-	-								
132	Tata Capital Limited	Tata Chemicals Limited			Associate of Holding Company	Liabilities- Equity shares held	-	-	3.23	3.23								
133	Tata Capital Limited	Tata Motors Limited			Associate of Holding Company	Dividend paid during period - Equity Shares	0.07	0.07	-	-								
134	Tata Capital Limited	Tata Motors Limited			Associate of Holding Company	Liabilities- Equity shares held	-	-	4.33	4.33								
135	Tata Capital Limited	Voltas Limited			Associate of Holding Company	Liabilities -Cumulative Redeemable Preference shares held	-	-	50.00	50.00								
136	Tata Capital Limited	Tata AIA Life Insurance Company Limited			Joint Venture of Holding Company	Expenditure - Insurance expenses	0.20	0.20	-	-								
137	Tata Capital Limited	Tata AIA Life Insurance Company Limited			Joint Venture of Holding Company	Advance paid	-	-	0.03	-								
138	Tata Capital Limited	Tata Industries Limited			Joint Venture of Holding Company	Liabilities- Equity shares held	-	-	2.27	-								
139	Tata Capital Limited	Piem Hotels Limited			Subsidiary of Associate of Holding Company	Expenditure -Other	0.02	0.02	-	-								
140	Tata Capital Limited	The Tata Power Company Limited			Subsidiary of Associate of Holding Company	Dividend paid during period - Equity Shares	0.05	0.05	-	-								
141	Tata Capital Limited	The Tata Power Company Limited			Subsidiary of Associate of Holding Company	Liabilities- Equity shares held	-	-	2.33	2.33								







Sr. No	Details of the party (listed entity Details of the loans, inter-corporate deposits, advances or investments /subsidiary) entering into the transaction	Details of the counterparty			Type of related party transaction	Value of the related party transaction as approved by the audit committee	Value of transaction during the reporting period	In case monies are due to either party as a result of the transaction		In case any financial indebtedness is incurred to make or give loans, intercorporate deposits, advances or investments			Details of the loans, inter-corporate deposits, advances or investments					
		Name	Name	PAN				Relationship of the counterparty with the listed entity or its subsidiary	Opening Balance	Closing Balance	Nature of indebtedness (loan/issuance of debt/ any other etc.)	Cost	Tenure	Nature (loan/advance/ intercorporate deposit/investment)	Interest Rate (%)	Tenure	Secured/unsecured	Purpose for which the funds will be utilised by the ultimate recipient of funds (endusage)
142	Tata Capital Limited	Key Management Personnel			Key Management Personnel (KMP)	Expenditure - Remuneration paid to KMP	14.81	14.81	-	-								
143	Tata Capital Limited	Key Management Personnel			Key Management Personnel (KMP)	Expenditure - Sitting fees and commission (on payment basis)	1.14	1.14	-	-								
144	Tata Capital Limited	Key Management Personnel			Key Management Personnel (KMP)	Dividend paid during period - Equity Shares	0.00	0.00	-	-								
145	Tata Capital Limited	Key Management Personnel			Key Management Personnel (KMP)	Equity shares issued (including Securities Premium)	0.14	0.14	-	-								
146	Tata Capital Limited	Key Management Personnel			Key Management Personnel (KMP)	Liabilities- Equity shares held	-	-	0.35	0.25								
147	Tata Capital Financial Services Limited	Directors			Key Management Personnel (KMP)	Expenditure - Sitting fees and commission (on payment basis)	Not Applicable	1.28	-	-								
148	Tata Capital Financial Services Limited	Key Management Personnel (KMP)			Key Management Personnel (KMP)	Expenditure - Remuneration paid to KMP	Not Applicable	4.17	-	-								
149	Tata Capital Financial Services Limited	Tata Sons Private Limited			Ultimate Holding Company	Expenditure - Tata Brand Equity and Business Promotion expenses	Not Applicable	14.07	-	-								
150	Tata Capital Financial Services Limited	Tata Sons Private Limited			Ultimate Holding Company	Expenditure - Professional fees	Not Applicable	0.12	-	-								
151	Tata Capital Financial Services Limited	Tata Sons Private Limited			Ultimate Holding Company	Expenditure - Training Expenses	Not Applicable	0.05	-	-								
152	Tata Capital Financial Services Limited	Tata Capital Housing Finance Limited			Subsidiary of Holding Company	Income - Referral Fees	Not Applicable	0.62	-	-								
153	Tata Capital Financial Services Limited	Tata Capital Housing Finance Limited			Subsidiary of Holding Company	Income - Rent and guest house recovery	Not Applicable	4.16	-	-								
154	Tata Capital Financial Services Limited	Tata Capital Housing Finance Limited			Subsidiary of Holding Company	Expenditure - rent on lease out of property	Not Applicable	1.98	-	-								
155	Tata Capital Financial Services Limited	Tata Capital Housing Finance Limited			Subsidiary of Holding Company	Expenditure - Valuation services	Not Applicable	0.57	-	-								
156	Tata Capital Financial Services Limited	Tata Cleantech Capital Limited			Subsidiary of Holding Company	Income - Rent and guest house recovery	Not Applicable	0.66	-	-								
157	Tata Capital Financial Services Limited	Tata Cleantech Capital Limited			Subsidiary of Holding Company	Expenditure - Guest house charges	Not Applicable	0.06	-	-								
158	Tata Capital Financial Services Limited	Tata Securities Limited			Subsidiary of Holding Company	Income - Rent and guest house recovery	Not Applicable	0.05	-	-								
159	Tata Capital Financial Services Limited	Tata Securities Limited			Subsidiary of Holding Company	Expenditure - Professional fees	Not Applicable	0.06	-	-								
160	Tata Capital Financial Services Limited	Tata Securities Limited			Subsidiary of Holding Company	Expenditure - Commission pay-out	Not Applicable	1.09	-	-								
161	Tata Capital Financial Services Limited	Fincare Small Finance Bank Limited			Associate	Interest received	Not Applicable	4.44	-	-								
162	Tata Capital Financial Services Limited	TVS Supply Chain Solutions Limited (Ceased w.e.f. 28.07.2023)			Associate	Interest received	Not Applicable	0.08	-	-								




Sr. No	Details of the party (listed entity Details of the loans, inter-corporate deposits, advances or investments /subsidiary) entering into the transaction	Details of the counterparty			Type of related party transaction	Value of the related party transaction as approved by the audit committee	Value of transaction during the reporting period	In case monies are due to either party as a result of the transaction		In case any financial indebtedness is incurred to make or give loans, inter-corporate deposits, advances or investments			Details of the loans, inter-corporate deposits, advances or investments					
		Name	Name	PAN				Relationship of the counterparty with the listed entity or its subsidiary	Opening Balance	Closing Balance	Nature of indebtedness (loan/ issuance of debt/ any other etc.)	Cost	Tenure	Nature (loan/advance/ intercorporate deposit/investment)	Interest Rate (%)	Tenure	Secured/unsecured	Purpose for which the funds will be utilised by the ultimate recipient of funds (endusage)
163	Tata Capital Financial Services Limited	Indusface Private Limited			Associate of Holding Company	Expenditure - Information Technology Expenses	Not Applicable	0.08	-	-								
164	Tata Capital Financial Services Limited	Tata Projects Limited			Associate Of Ultimate Holding Company	Interest received	Not Applicable	16.86	-	-								
165	Tata Capital Financial Services Limited	Tata Projects Limited			Associate Of Ultimate Holding Company	Income - Rent	Not Applicable	40.07	-	-								
166	Tata Capital Financial Services Limited	Tata Projects Limited			Associate Of Ultimate Holding Company	Security Deposit received on Lease Disbursal	Not Applicable	1.12	-	-								
167	Tata Capital Financial Services Limited	Tata Projects Limited			Associate Of Ultimate Holding Company	Security deposit repaid / adjusted during year	Not Applicable	0.48	-	-								
168	Tata Capital Financial Services Limited	Tata Technologies Limited			Associate of Holding Company	Expenditure - Information Technology Expenses	Not Applicable	2.34	-	-								
169	Tata Capital Financial Services Limited	Terna India Limited (Ceased w.e.f. 02.06.2023)			Associate of Holding Company	Interest received	Not Applicable	0.03	-	-								
170	Tata Capital Financial Services Limited	Tata Capital Limited Gratuity Scheme			Retiral Plans of Holding Company	Contribution to Gratuity fund	Not Applicable	3.75	-	-								
171	Tata Capital Financial Services Limited	Tata Capital Limited Employees Provident Fund			Retiral Plans of Holding Company	Employer's Contribution to Provident Fund	Not Applicable	12.68	-	-								
172	Tata Capital Financial Services Limited	Tata Capital Limited Employees Provident Fund			Retiral Plans of Holding Company	Contribution to Provident Fund and Voluntary Provident Fund	Not Applicable	20.61	-	-								
173	Tata Capital Financial Services Limited	Tata Capital Limited Superannuation Scheme			Retiral Plans of Holding Company	Contribution to Superannuation Scheme	Not Applicable	0.48	-	-								
174	Tata Capital Financial Services Limited	AIX Connect Private Limited			Subsidiary Of Ultimate Holding Company	Interest received	Not Applicable	19.84	-	-								
175	Tata Capital Financial Services Limited	Infiniti Retail Limited			Subsidiary Of Ultimate Holding Company	Interest received	Not Applicable	0.34	-	-								
176	Tata Capital Financial Services Limited	Infiniti Retail Limited			Subsidiary Of Ultimate Holding Company	Expenditure - Commission pay-out	Not Applicable	0.32	-	-								
177	Tata Capital Financial Services Limited	Infiniti Retail Limited			Subsidiary Of Ultimate Holding Company	Security deposit repaid / adjusted during year	Not Applicable	0.04	-	-								
178	Tata Capital Financial Services Limited	Infiniti Retail Limited			Subsidiary Of Ultimate Holding Company	Payments towards NSR points	Not Applicable	8.42	-	-								
179	Tata Capital Financial Services Limited	Tata Advanced Systems Limited			Subsidiary Of Ultimate Holding Company	Interest received	Not Applicable	0.48	-	-								
180	Tata Capital Financial Services Limited	Tata AIG General Insurance Company Limited			Subsidiary Of Ultimate Holding Company	Commission received on Insurance	Not Applicable	9.41	-	-								
181	Tata Capital Financial Services Limited	Tata AIG General Insurance Company Limited			Subsidiary Of Ultimate Holding Company	Expenditure - Insurance expenses	Not Applicable	0.95	-	-								
182	Tata Capital Financial Services Limited	Tata Asset Management Private Limited			Subsidiary Of Ultimate Holding Company	Income - Portfolio Management Service	Not Applicable	0.47	-	-								
183	Tata Capital Financial Services Limited	Tata Autocomp Systems Limited			Subsidiary Of Ultimate Holding Company	Income - Rent	Not Applicable	3.69	-	-								




Sr. No	Details of the party (listed entity Details of the loans, inter-corporate deposits, advances or investments /subsidiary) entering into the transaction	Details of the counterparty			Type of related party transaction	Value of the related party transaction as approved by the audit committee	Value of transaction during the reporting period	In case monies are due to either party as a result of the transaction		In case any financial indebtedness is incurred to make or give loans, intercorporate deposits, advances or investments			Details of the loans, inter-corporate deposits, advances or investments					
		Name	Name	PAN				Relationship of the counterparty with the listed entity or its subsidiary	Opening Balance	Closing Balance	Nature of indebtedness (loan/ issuance of debt/ any other etc.)	Cost	Tenure	Nature (loan/advance/ intercorporate deposit/investment)	Interest Rate (%)	Tenure	Secured/ unsecured	Purpose for which the funds will be utilised by the ultimate recipient of funds (endusage)
184	Tata Capital Financial Services Limited	Tata Business Hub Limited			Subsidiary Of Ultimate Holding Company	Interest received	Not Applicable	0.12	-	-								
185	Tata Capital Financial Services Limited	Tata Consultancy Services Limited			Subsidiary Of Ultimate Holding Company	Interest received	Not Applicable	0.33	-	-								
186	Tata Capital Financial Services Limited	Tata Consultancy Services Limited			Subsidiary Of Ultimate Holding Company	Income - Rent	Not Applicable	1.63	-	-								
187	Tata Capital Financial Services Limited	Tata Consultancy Services Limited			Subsidiary Of Ultimate Holding Company	Expenditure - Information Technology Expenses	Not Applicable	56.59	-	-								
188	Tata Capital Financial Services Limited	Tata Consultancy Services Limited			Subsidiary Of Ultimate Holding Company	Purchase of Fixed Assets	Not Applicable	0.10	-	-								
189	Tata Capital Financial Services Limited	Tata Consultancy Services Limited			Subsidiary Of Ultimate Holding Company	Security deposit repaid / adjusted during year	Not Applicable	0.99	-	-								
190	Tata Capital Financial Services Limited	Tata Digital Private Limited			Subsidiary Of Ultimate Holding Company	Expenditure - Commission pay-out	Not Applicable	4.78	-	-								
191	Tata Capital Financial Services Limited	Tata Electronics Private Limited			Subsidiary Of Ultimate Holding Company	Interest received	Not Applicable	2.11	-	-								
192	Tata Capital Financial Services Limited	Tata Elsi Limited			Subsidiary Of Ultimate Holding Company	Interest received	Not Applicable	0.13	-	-								
193	Tata Capital Financial Services Limited	Tata International Limited			Subsidiary Of Ultimate Holding Company	Interest received	Not Applicable	0.09	-	-								
194	Tata Capital Financial Services Limited	Tata Medical and Diagnostics Limited			Subsidiary Of Ultimate Holding Company	Interest received	Not Applicable	0.02	-	-								
195	Tata Capital Financial Services Limited	Tata Teleservices (Maharashtra) Limited			Subsidiary Of Ultimate Holding Company	Expenditure - Communication Expenses	Not Applicable	0.63	-	-								
196	Tata Capital Financial Services Limited	Tata Teleservices Limited			Subsidiary Of Ultimate Holding Company	Interest received	Not Applicable	0.01	-	-								
197	Tata Capital Financial Services Limited	Tata Teleservices Limited			Subsidiary Of Ultimate Holding Company	Expenditure - Communication Expenses	Not Applicable	0.15	-	-								
198	Tata Capital Financial Services Limited	Tata Toyo Radiator Limited			Subsidiary Of Ultimate Holding Company	Income - Rent	Not Applicable	11.76	-	-								
199	Tata Capital Financial Services Limited	Innovative Retail Concepts Private Limited			Subsidiary Of Ultimate Holding Company	Expenditure - Staff Welfare	Not Applicable	0.00	-	-								
200	Tata Capital Financial Services Limited	Tata 1mg Technologies Private Limited			Subsidiary Of Ultimate Holding Company	Expenditure - Staff Welfare	Not Applicable	0.07	-	-								
201	Tata Capital Financial Services Limited	Tata Communications Limited			Subsidiary Of Ultimate Holding Company	Expenditure - Information Technology Expenses	Not Applicable	2.14	-	-								
202	Tata Capital Financial Services Limited	Stryder Cycle Private Limited			Subsidiary Of Ultimate Holding Company	Interest received	Not Applicable	0.01	-	-								
203	Tata Capital Financial Services Limited	Tata Consumer Products Limited			Associate Of Ultimate Holding Company	Interest received	Not Applicable	0.21	-	-								
204	Tata Capital Financial Services Limited	Tata Consumer Products Limited			Associate Of Ultimate Holding Company	Income - Rent	Not Applicable	0.31	-	-								
205	Tata Capital Financial Services Limited	Tata Motors Limited			Associate Of Ultimate Holding Company	Interest received	Not Applicable	9.41	-	-								
206	Tata Capital Financial Services Limited	Tata Motors Limited			Associate Of Ultimate Holding Company	Other Income	Not Applicable	0.04	-	-								
207	Tata Capital Financial Services Limited	Tata Steel Limited			Associate Of Ultimate Holding Company	Dividend Income	Not Applicable	0.00	-	-								




Sr. No	Details of the party (listed entity Details of the loans, inter-corporate deposits, advances or investments /subsidiary) entering into the transaction	Details of the counterparty			Type of related party transaction	Value of the related party transaction as approved by the audit committee	Value of transaction during the reporting period	In case monies are due to either party as a result of the transaction		In case any financial indebtedness is incurred to make or give loans, intercorporate deposits, advances or investments			Details of the loans, inter-corporate deposits, advances or investments					
		Name	Name	PAN				Relationship of the counterparty with the listed entity or its subsidiary	Opening Balance	Closing Balance	Nature of indebtedness (loan/ issuance of debt/ any other etc.)	Cost	Tenure	Nature (loan/advance/ intercorporate deposit/investment)	Interest Rate (%)	Tenure	Secured/ unsecured	Purpose for which the funds will be utilised by the ultimate recipient of funds (endusage)
208	Tata Capital Financial Services Limited	Tata Steel Limited			Associate Of Ultimate Holding Company	Interest received	Not Applicable	0.96	-	-								
209	Tata Capital Financial Services Limited	Tata Steel Long Products Limited			Subsidiary of Associate Of Ultimate Holding Company	Interest received	Not Applicable	0.01	-	-								
210	Tata Capital Financial Services Limited	The Associated Building Company Limited			Associate of Subsidiary Of Ultimate Holding Company	Interest paid	Not Applicable	0.07	-	-								
211	Tata Capital Financial Services Limited	The Associated Building Company Limited			Associate of Subsidiary Of Ultimate Holding Company	Inter Corporate Deposits (ICDs) placed during the period	Not Applicable	4.00	-	-								
212	Tata Capital Financial Services Limited	The Associated Building Company Limited			Associate of Subsidiary Of Ultimate Holding Company	Inter Corporate Deposits (ICDs) repaid during the period	Not Applicable	4.00	-	-								
213	Tata Capital Financial Services Limited	The Indian Hotels Company Limited			Associate Of Ultimate Holding Company	Interest received	Not Applicable	0.01	-	-								
214	Tata Capital Financial Services Limited	The Indian Hotels Company Limited			Associate Of Ultimate Holding Company	Expenditure - Staff Welfare	Not Applicable	0.05	-	-								
215	Tata Capital Financial Services Limited	The Tata Power Company Limited			Associate Of Ultimate Holding Company	Interest received	Not Applicable	8.14	-	-								
216	Tata Capital Financial Services Limited	Titan Company Limited			Associate Of Ultimate Holding Company	Interest received	Not Applicable	0.22	-	-								
217	Tata Capital Financial Services Limited	Titan Company Limited			Associate Of Ultimate Holding Company	Interest paid	Not Applicable	1.63	-	-								
218	Tata Capital Financial Services Limited	Titan Company Limited			Associate Of Ultimate Holding Company	Repayment on Non-Convertible Debentures (NCDs)	Not Applicable	30.00	-	-								
219	Tata Capital Financial Services Limited	Trent Limited			Associate Of Ultimate Holding Company	Payments towards NSR points	Not Applicable	1.38	-	-								
220	Tata Capital Financial Services Limited	Voltas Limited			Associate Of Ultimate Holding Company	Expenditure - Repairs and Maintenance and AMC	Not Applicable	0.12	-	-								
221	Tata Capital Financial Services Limited	Voltas Limited			Associate Of Ultimate Holding Company	Purchase of Fixed Assets	Not Applicable	1.32	-	-								
222	Tata Capital Financial Services Limited	Tata AIA Life Insurance Company Limited			Joint Venture Of Ultimate Holding Company	Interest received	Not Applicable	0.48	-	-								
223	Tata Capital Financial Services Limited	Tata AIA Life Insurance Company Limited			Joint Venture Of Ultimate Holding Company	Commission received on insurance	Not Applicable	5.42	-	-								
224	Tata Capital Financial Services Limited	Tata AIA Life Insurance Company Limited			Joint Venture Of Ultimate Holding Company	Expenditure - Insurance expenses	Not Applicable	3.30	-	-								
225	Tata Capital Financial Services Limited	Tata AIA Life Insurance Company Limited			Joint Venture Of Ultimate Holding Company	Interest paid	Not Applicable	1.94	-	-								
226	Tata Capital Financial Services Limited	Smart ClassEdge Systems Limited			Subsidiary of Joint Venture Of Ultimate Holding Company	Interest received	Not Applicable	0.53	-	-								




Sr. No	Details of the party (listed entity Details of the loans, inter-corporate deposits, advances or investments /subsidiary) entering into the transaction	Details of the counterparty			Type of related party transaction	Value of the related party transaction as approved by the audit committee	Value of transaction during the reporting period	In case monies are due to either party as a result of the transaction		In case any financial indebtedness is incurred to make or give loans, inter-corporate deposits, advances or investments			Details of the loans, inter-corporate deposits, advances or investments					
		Name	Name	PAN				Relationship of the counterparty with the listed entity or its subsidiary	Opening Balance	Closing Balance	Nature of indebtedness (loan/ issuance of debt/ any other etc.)	Cost	Tenure	Nature (loan/advance/ inter-corporate deposit/investment)	Interest Rate (%)	Tenure	Secured/ unsecured	Purpose for which the funds will be utilised by the ultimate recipient of funds (endusage)
227	Tata Capital Financial Services Limited	Maithon Power Limited			Subsidiary of Associate Of Ultimate Holding Company	Interest received	Not Applicable	0.04	-	-								
228	Tata Capital Financial Services Limited	Nelco Limited			Subsidiary of Associate Of Ultimate Holding Company	Interest received	Not Applicable	0.06	-	-								
229	Tata Capital Financial Services Limited	Tata Power Delhi Distribution Limited			Subsidiary of Associate Of Ultimate Holding Company	Expenditure - Advertising	Not Applicable	0.00	-	-								
230	Tata Capital Financial Services Limited	Tata Power Solar Systems Limited			Subsidiary of Associate Of Ultimate Holding Company	Interest received	Not Applicable	0.12	-	-								
231	Tata Capital Financial Services Limited	TP Ajmer Distribution Limited			Subsidiary of Associate Of Ultimate Holding Company	Interest received	Not Applicable	0.01	-	-								
232	Tata Capital Financial Services Limited	TP Central Odisha Distribution Limited			Subsidiary of Associate Of Ultimate Holding Company	Interest received	Not Applicable	0.06	-	-								
233	Tata Capital Financial Services Limited	TP Northern Odisha Distribution Limited			Subsidiary of Associate Of Ultimate Holding Company	Interest received	Not Applicable	0.02	-	-								
234	Tata Capital Financial Services Limited	TP Renewable Microgrid Limited			Subsidiary of Associate Of Ultimate Holding Company	Interest received	Not Applicable	0.00	-	-								
235	Tata Capital Financial Services Limited	TP Southern Odisha Distribution Limited			Subsidiary of Associate Of Ultimate Holding Company	Interest received	Not Applicable	0.01	-	-								
236	Tata Capital Financial Services Limited	TP Western Odisha Distribution Limited			Subsidiary of Associate Of Ultimate Holding Company	Interest received	Not Applicable	0.05	-	-								
237	Tata Capital Financial Services Limited	Tata Motors Finance Limited			Subsidiary of Associate Of Ultimate Holding Company	Expenditure - rent on lease out of property	Not Applicable	0.79	-	-								
238	Tata Capital Financial Services Limited	Tata Motors Finance Solutions Limited			Subsidiary of Associate Of Ultimate Holding Company	Expenditure - rent on lease out of property	Not Applicable	0.39	-	-								
239	Tata Capital Financial Services Limited	Tata Motors Passenger Vehicles Limited			Subsidiary of Associate Of Ultimate Holding Company	Interest received	Not Applicable	3.12	-	-								
240	Tata Capital Financial Services Limited	Tata Passenger Electric Mobility Limited			Subsidiary of Associate Of Ultimate Holding Company	Interest received	Not Applicable	0.63	-	-								
241	Tata Capital Financial Services Limited	TML Business Services Limited			Subsidiary of Associate Of Ultimate Holding Company	Interest received	Not Applicable	0.25	-	-								
242	Tata Capital Financial Services Limited	Indian Steel & Wire Products Ltd.			Subsidiary of Associate Of Ultimate Holding Company	Interest received	Not Applicable	0.07	-	-								



Sr. No	Details of the party (listed entity Details of the loans, inter-corporate deposits, advances or investments /subsidiary) entering into the transaction	Details of the counterparty			Type of related party transaction	Value of the related party transaction as approved by the audit committee	Value of transaction during the reporting period	In case monies are due to either party as a result of the transaction		In case any financial indebtedness is incurred to make or give loans, intercorporate deposits, advances or investments			Details of the loans, inter-corporate deposits, advances or investments					
		Name	Name	PAN				Relationship of the counterparty with the listed entity or its subsidiary	Opening Balance	Closing Balance	Nature of indebtedness (loan/ issuance of debt/ any other etc.)	Cost	Tenure	Nature (loan/advance/ deposit/investment)	Interest Rate (%)	Tenure	Secured/ unsecured	Purpose for which the funds will be utilised by the ultimate recipient of funds (endusage)
243	Tata Capital Financial Services Limited	Tata Metaliks Ltd.			Subsidiary of Associate Of Ultimate Holding Company	Interest received	Not Applicable	0.10	-	-								
244	Tata Capital Financial Services Limited	Tata Metaliks Ltd.			Subsidiary of Associate Of Ultimate Holding Company	Income - Rent	Not Applicable	0.00	-	-								
245	Tata Capital Financial Services Limited	Tata Metaliks Ltd.			Subsidiary of Associate Of Ultimate Holding Company	Security Deposit received on Lease Disbursal	Not Applicable	0.26	-	-								
246	Tata Capital Financial Services Limited	Tata Steel Downstream Products Limited			Subsidiary of Associate Of Ultimate Holding Company	Interest received	Not Applicable	0.02	-	-								
247	Tata Capital Financial Services Limited	Tata Steel Utilities and Infrastructure Services Limited			Subsidiary of Associate Of Ultimate Holding Company	Interest received	Not Applicable	0.11	-	-								
248	Tata Capital Financial Services Limited	Tata Steel Utilities and Infrastructure Services Limited			Subsidiary of Associate Of Ultimate Holding Company	Income - Rent	Not Applicable	1.83	-	-								
249	Tata Capital Financial Services Limited	Ideal Ice & Cold Storage Company Limited			Subsidiary of Associate Of Ultimate Holding Company	Interest received	Not Applicable	0.02	-	-								
250	Tata Capital Financial Services Limited	United Hotels Limited			Subsidiary of Associate Of Ultimate Holding Company	Interest received	Not Applicable	0.02	-	-								
251	Tata Capital Financial Services Limited	Roots Corporation Limited			Subsidiary of Associate Of Ultimate Holding Company	Expenditure - Staff Welfare	Not Applicable	0.03	-	-								
252	Tata Capital Financial Services Limited	Flora Hypermarket Limited			Subsidiary of Associate Of Ultimate Holding Company	Expenditure - Commission pay-out	Not Applicable	0.01	-	-								
253	Tata Capital Financial Services Limited	Flora Hypermarket Limited			Subsidiary of Associate Of Ultimate Holding Company	Payments towards NSR points	Not Applicable	2.45	-	-								
254	Tata Capital Financial Services Limited	Air International TTR Thermal Systems Private Limited			Joint Venture of Subsidiary Of Ultimate Holding Company	Income - Rent	Not Applicable	0.16	-	-								
255	Tata Capital Financial Services Limited	Tata Boeing Aerospace Limited			Joint Venture of Subsidiary Of Ultimate Holding Company	Interest received	Not Applicable	0.01	-	-								
256	Tata Capital Financial Services Limited	Tata Lockheed Martin Aerostructures Limited			Joint Venture of Subsidiary Of Ultimate Holding Company	Interest received	Not Applicable	0.03	-	-								
257	Tata Capital Financial Services Limited	Tata Sikorsky Aerospace Limited			Joint Venture of Subsidiary Of Ultimate Holding Company	Interest received	Not Applicable	0.04	-	-								
258	Tata Capital Financial Services Limited	Tata Precision Industries (India) Limited			Joint Venture of Subsidiary Of Ultimate Holding Company	Interest received	Not Applicable	0.05	-	-								



Sr. No	Details of the party (listed entity Details of the loans, inter-corporate deposits, advances or investments /subsidiary) entering into the transaction	Details of the counterparty			Type of related party transaction	Value of the related party transaction as approved by the audit committee	Value of transaction during the reporting period	In case monies are due to either party as a result of the transaction		In case any financial indebtedness is incurred to make or give loans, inter-corporate deposits, advances or investments			Details of the loans, inter-corporate deposits, advances or investments					
		Name	Name	PAN				Relationship of the counterparty with the listed entity or its subsidiary	Opening Balance	Closing Balance	Nature of indebtedness (loan/ issuance of debt/ any other etc.)	Cost	Tenure	Nature (loan/advance/ inter-corporate deposit/investment)	Interest Rate (%)	Tenure	Secured/ unsecured	Purpose for which the funds will be utilised by the ultimate recipient of funds (endusage)
259	Tata Capital Financial Services Limited	Air India SATS Airport Services Private Ltd.		Joint Venture of Subsidiary Of Ultimate Holding Company	Income - Rent	Not Applicable	0.94	-	-									
260	Tata Capital Financial Services Limited	Emerald Haven Realty Limited		Significant Influence of KMP of Ultimate Holding Company	Interest received	Not Applicable	6.11	-	-									
261	Tata Capital Financial Services Limited	Auxilo Finserve Pvt Ltd		Associate of Holding Company	Interest received	Not Applicable	0.79	-	-									
262	Tata Capital Financial Services Limited	Silly Point Productions LLP		Significant Influence of KMP of Holding Company	Expenditure - Advertising	Not Applicable	0.00	-	-									
263	Tata Capital Financial Services Limited	Tata Consulting Engineers Limited		Subsidiary Of Ultimate Holding Company	Interest paid	Not Applicable	0.36	-	-									
264	Tata Capital Financial Services Limited	Tata Coffee Staff Provident Fund Trust		Retiral Plans of Associate Of Ultimate Holding Company	Interest paid	Not Applicable	0.22	-	-									
265	Tata Capital Financial Services Limited	Rallis India Limited Provident Fund		Retiral Plans of Associate Of Ultimate Holding Company	Interest paid	Not Applicable	0.10	-	-									
266	Tata Capital Financial Services Limited	Tata Steel Ltd Provident Fund		Retiral Plans of Associate Of Ultimate Holding Company	Interest paid	Not Applicable	0.47	-	-									
267	Tata Capital Financial Services Limited	Tata Chemicals Ltd Provident Fund		Retiral Plans of Associate Of Ultimate Holding Company	Interest paid	Not Applicable	0.73	-	-									
268	Tata Capital Financial Services Limited	Tata Tea Limited Staff Pension Fund		Retiral Plans of Associate Of Ultimate Holding Company	Interest paid	Not Applicable	0.31	-	-									
269	Tata Capital Financial Services Limited	Tata Steel Long product Limited employees provident fund trust		Retiral Plans of Associate Of Ultimate Holding Company	Interest paid	Not Applicable	0.06	-	-									
270	Tata Capital Financial Services Limited	Titan Industries Gratuity Fund		Retiral Plans of Associate Of Ultimate Holding Company	Interest paid	Not Applicable	0.76	-	-									
271	Tata Capital Financial Services Limited	Taj Residency Employees Provident fund Trust (Bangalore unit)		Retiral Plans of Associate Of Ultimate Holding Company	Interest paid	Not Applicable	0.03	-	-									
272	Tata Capital Financial Services Limited	The Tinplate Company of India Ltd. Gratuity Fund		Retiral Plans of Associate Of Ultimate Holding Company	Interest paid	Not Applicable	0.10	-	-									
273	Tata Capital Financial Services Limited	The Tinplate Company Executive Staff Superannuation Fund		Retiral Plans of Associate Of Ultimate Holding Company	Interest paid	Not Applicable	0.04	-	-									
274	Tata Capital Financial Services Limited	The Provident Fund of The Tinplate Company of India Ltd		Retiral Plans of Associate Of Ultimate Holding Company	Interest paid	Not Applicable	0.14	-	-									
275	Tata Capital Financial Services Limited	Titan Watches Provident Fund		Retiral Plans of Associate Of Ultimate Holding Company	Interest paid	Not Applicable	1.59	-	-									



Sr. No	Details of the party (listed entity Details of the loans, inter-corporate deposits, advances or investments /subsidiary) entering into the transaction	Details of the counterparty			Type of related party transaction	Value of the related party transaction as approved by the audit committee	Value of transaction during the reporting period	In case monies are due to either party as a result of the transaction		In case any financial indebtedness is incurred to make or give loans, inter-corporate deposits, advances or investments			Details of the loans, inter-corporate deposits, advances or investments					
		Name	Name	PAN				Relationship of the counterparty with the listed entity or its subsidiary	Opening Balance	Closing Balance	Nature of indebtedness (loan/ issuance of debt/ any other etc.)	Cost	Tenure	Nature (loan/advance/ deposit/investment)	Interest Rate (%)	Tenure	Secured/ unsecured	Purpose for which the funds will be utilised by the ultimate recipient of funds (endusage)
276	Tata Capital Financial Services Limited	Voltas Managerial Staff Provident Fund			Retiral Plans of Associate Of Ultimate Holding Company	Interest paid	Not Applicable	0.14	-	-								
277	Tata Capital Financial Services Limited	Tata Communications Employee's Provident Fund Trust			Retiral Plans of Subsidiary Of Ultimate Holding Company	Interest paid	Not Applicable	0.14	-	-								
278	Tata Capital Financial Services Limited	Tata Elxsi (India) Ltd. Employees Provident Fund			Retiral Plans of Subsidiary Of Ultimate Holding Company	Interest paid	Not Applicable	0.36	-	-								
279	Tata Capital Financial Services Limited	Tata Sons Consolidated Provident Fund			Retiral Plans Of Ultimate Holding Company	Interest paid	Not Applicable	0.10	-	-								
280	Tata Capital Financial Services Limited	Tata International Limited Gratuity Fund			Retiral Plans of Subsidiary Of Ultimate Holding Company	Interest paid	Not Applicable	0.10	-	-								
281	Tata Capital Financial Services Limited	Fincare Small Finance Bank Limited			Associate	Loans given during period	Not Applicable	60.00	-	-			Loan	10.70%	66 months	Unsecured	Business	
282	Tata Capital Financial Services Limited	TVS Supply Chain Solutions Limited (Ceased w.e.f. 28.07.2023)			Associate	Loans given during period	Not Applicable	12.89	-	-			Loan	10.25%	42 days	Unsecured	Business	
283	Tata Capital Financial Services Limited	Tata Projects Limited			Associate Of Ultimate Holding Company	Loans given during period	Not Applicable	45.94	-	-			Loan	21.32%	78 months	Secured	Business	
284	Tata Capital Financial Services Limited	Infiniti Retail Limited			Subsidiary Of Ultimate Holding Company	Loans given during period	Not Applicable	1.09	-	-			Loan	10.00%	36 months	Secured	Business	
285	Tata Capital Financial Services Limited	Tata Advanced Systems Limited			Subsidiary Of Ultimate Holding Company	Loans given during period	Not Applicable	2.84	-	-			Loan	17.03%	60 months	Secured	Business	
286	Tata Capital Financial Services Limited	Tata Business Hub Limited			Subsidiary Of Ultimate Holding Company	Loans given during period	Not Applicable	0.02	-	-			Loan	11.87%	48 months	Secured	Business	
287	Tata Capital Financial Services Limited	Tata Consultancy Services Limited			Subsidiary Of Ultimate Holding Company	Loans given during period	Not Applicable	0.99	-	-			Loan	14.34%	48 months	Secured	Business	
288	Tata Capital Financial Services Limited	Tata Electronics Private Limited			Subsidiary Of Ultimate Holding Company	Loans given during period	Not Applicable	23.05	-	-			Loan	14.11%	84 months	Secured	Business	
289	Tata Capital Financial Services Limited	Tata International Limited			Subsidiary Of Ultimate Holding Company	Loans given during period	Not Applicable	0.27	-	-			Loan	14.00%	60 months	Secured	Business	
290	Tata Capital Financial Services Limited	Stryder Cycle Private Limited			Subsidiary Of Ultimate Holding Company	Loans given during period	Not Applicable	0.10	-	-			Loan	13.83%	60 months	Secured	Business	
291	Tata Capital Financial Services Limited	Tata Consumer Products Limited			Associate Of Ultimate Holding Company	Loans given during period	Not Applicable	2.40	-	-			Loan	13.53%	96 months	Secured	Business	
292	Tata Capital Financial Services Limited	Tata Motors Limited			Associate Of Ultimate Holding Company	Loans given during period	Not Applicable	17.17	-	-			Loan	11.30%	60 months	Secured	Business	
293	Tata Capital Financial Services Limited	Tata Steel Limited			Associate Of Ultimate Holding Company	Loans given during period	Not Applicable	848.50	-	-			Loan	9.50%	3 months	Unsecured	Business	
294	Tata Capital Financial Services Limited	Tata Steel Long Products Limited			Subsidiary of Associate Of Ultimate Holding Company	Loans given during period	Not Applicable	16.00	-	-			Loan	9.50%	3 months	Unsecured	Business	
295	Tata Capital Financial Services Limited	Tata AIA Life Insurance Company Limited			Joint Venture Of Ultimate Holding Company	Loans given during period	Not Applicable	1.84	-	-			Loan	12.00%	72 months	Secured	Business	







Sr. No	Details of the party (listed entity Details of the loans, inter-corporate deposits, advances or investments /subsidiary) entering into the transaction	Details of the counterparty			Type of related party transaction	Value of the related party transaction as approved by the audit committee	Value of transaction during the reporting period	In case monies are due to either party as a result of the transaction		In case any financial indebtedness is incurred to make or give loans, inter-corporate deposits, advances or investments			Details of the loans, inter-corporate deposits, advances or investments					
		Name	Name	PAN				Relationship of the counterparty with the listed entity or its subsidiary	Opening Balance	Closing Balance	Nature of indebtedness (loan/ issuance of debt/ any other etc.)	Cost	Tenure	Nature (loan/advance/ inter-corporate deposit/investment)	Interest Rate (%)	Tenure	Secured/ unsecured	Purpose for which the funds will be utilised by the ultimate recipient of funds (endusage)
296	Tata Capital Financial Services Limited	Smart ClassEdge Systems Limited			Subsidiary of Joint Venture Of Ultimate Holding Company	Loans given during period	Not Applicable	0.14	-	-				Loan	14.47%	60 months	Secured	Business
297	Tata Capital Financial Services Limited	Nelco Limited			Subsidiary of Associate Of Ultimate Holding Company	Loans given during period	Not Applicable	0.24	-	-				Loan	15.18%	60 months	Secured	Business
298	Tata Capital Financial Services Limited	TP Ajmer Distribution Limited			Subsidiary of Associate Of Ultimate Holding Company	Loans given during period	Not Applicable	0.08	-	-				Loan	13.25%	60 months	Secured	Business
299	Tata Capital Financial Services Limited	Tata Motors Passenger Vehicles Limited			Subsidiary of Associate Of Ultimate Holding Company	Loans given during period	Not Applicable	5.73	-	-				Loan	11.30%	60 months	Secured	Business
300	Tata Capital Financial Services Limited	Tata Passenger Electric Mobility Limited			Subsidiary of Associate Of Ultimate Holding Company	Loans given during period	Not Applicable	3.38	-	-				Loan	11.30%	48 months	Secured	Business
301	Tata Capital Financial Services Limited	Tata Metaliks Ltd.			Subsidiary of Associate Of Ultimate Holding Company	Loans given during period	Not Applicable	0.18	-	-				Loan	12.00%	36 months	Secured	Business
302	Tata Capital Financial Services Limited	Auxilo Finserve Pvt Ltd			Associate of Holding Company	Loans given during period	Not Applicable	25.00	-	-				Loan	10.50%	49 months	Secured	Business
303	Tata Capital Financial Services Limited	TVS Supply Chain Solutions Limited (Ceased w.e.f. 28.07.2023)			Associate	Loans repayment received during period	Not Applicable	12.28	-	-				Loan	10.25%	42 days	Unsecured	Business
304	Tata Capital Financial Services Limited	Tata Projects Limited			Associate Of Ultimate Holding Company	Loans repayment received during period	Not Applicable	451.41	-	-				Loan	9.50%	78 months	Unsecured	Business
305	Tata Capital Financial Services Limited	Tema India Limited (Ceased w.e.f. 02.06.2023)			Associate of Holding Company	Loans repayment received during period	Not Applicable	0.05	-	-				Loan	14.30%	73 months	Secured	Business
306	Tata Capital Financial Services Limited	Infiniti Retail Limited			Subsidiary Of Ultimate Holding Company	Loans repayment received during period	Not Applicable	1.82	-	-				Loan	10.00%	36 months	Secured	Business
307	Tata Capital Financial Services Limited	Tata Advanced Systems Limited			Subsidiary Of Ultimate Holding Company	Loans repayment received during period	Not Applicable	1.09	-	-				Loan	17.03%	60 months	Secured	Business
308	Tata Capital Financial Services Limited	Tata Business Hub Limited			Subsidiary Of Ultimate Holding Company	Loans repayment received during period	Not Applicable	0.37	-	-				Loan	11.87%	48 months	Secured	Business
309	Tata Capital Financial Services Limited	Tata Consultancy Services Limited			Subsidiary Of Ultimate Holding Company	Loans repayment received during period	Not Applicable	1.05	-	-				Loan	14.34%	48 months	Secured	Business
310	Tata Capital Financial Services Limited	Tata Electronics Private Limited			Subsidiary Of Ultimate Holding Company	Loans repayment received during period	Not Applicable	5.58	-	-				Loan	14.11%	84 months	Secured	Business
311	Tata Capital Financial Services Limited	Tata Elxsi Limited			Subsidiary Of Ultimate Holding Company	Loans repayment received during period	Not Applicable	0.42	-	-				Loan	14.16%	48 months	Secured	Business
312	Tata Capital Financial Services Limited	Tata International Limited			Subsidiary Of Ultimate Holding Company	Loans repayment received during period	Not Applicable	0.21	-	-				Loan	14.00%	60 months	Secured	Business
313	Tata Capital Financial Services Limited	Tata Medical and Diagnostics Limited			Subsidiary Of Ultimate Holding Company	Loans repayment received during period	Not Applicable	0.02	-	-				Loan	10.75%	60 months	Secured	Business
314	Tata Capital Financial Services Limited	Tata Teleservices Limited			Subsidiary Of Ultimate Holding Company	Loans repayment received during period	Not Applicable	0.14	-	-				Loan	13.00%	36 months	Secured	Business
315	Tata Capital Financial Services Limited	Stryder Cycle Private Limited			Subsidiary Of Ultimate Holding Company	Loans repayment received during period	Not Applicable	0.01	-	-				Loan	13.83%	60 months	Secured	Business



Sr. No	Details of the party (listed entity Details of the loans, inter-corporate deposits, advances or investments /subsidiary) entering into the transaction	Details of the counterparty			Type of related party transaction	Value of the related party transaction as approved by the audit committee	Value of transaction during the reporting period	In case monies are due to either party as a result of the transaction		In case any financial indebtedness is incurred to make or give loans, inter-corporate deposits, advances or investments			Details of the loans, inter-corporate deposits, advances or investments					
		Name	Name	PAN				Relationship of the counterparty with the listed entity or its subsidiary	Opening Balance	Closing Balance	Nature of indebtedness (loan/ issuance of debt/ any other etc.)	Cost	Tenure	Nature (loan/advance/ inter-corporate deposit/investment)	Interest Rate (%)	Tenure	Secured/ unsecured	Purpose for which the funds will be utilised by the ultimate recipient of funds (endusage)
316	Tata Capital Financial Services Limited	Tata Consumer Products Limited			Associate Of Ultimate Holding Company	Loans repayment received during period	Not Applicable	0.25	-	-				Loan	13.53%	96 months	Secured	Business
317	Tata Capital Financial Services Limited	Tata Motors Limited			Associate Of Ultimate Holding Company	Loans repayment received during period	Not Applicable	16.92	-	-				Loan	11.30%	60 months	Secured	Business
318	Tata Capital Financial Services Limited	The Indian Hotels Company Limited			Associate Of Ultimate Holding Company	Loans repayment received during period	Not Applicable	0.03	-	-				Loan	12.70%	60 months	Secured	Business
319	Tata Capital Financial Services Limited	The Tata Power Company Limited			Associate Of Ultimate Holding Company	Loans repayment received during period	Not Applicable	2.32	-	-				Loan	16.05%	60 months	Secured	Business
320	Tata Capital Financial Services Limited	Titan Company Limited			Associate Of Ultimate Holding Company	Loans repayment received during period	Not Applicable	0.29	-	-				Loan	10.50%	55 months	Secured	Business
321	Tata Capital Financial Services Limited	Tata AIA Life Insurance Company Limited			Joint Venture Of Ultimate Holding Company	Loans repayment received during period	Not Applicable	0.50	-	-				Loan	12.00%	72 months	Secured	Business
322	Tata Capital Financial Services Limited	Smart ClassEdge Systems Limited			Subsidiary of Joint Venture Of Ultimate Holding Company	Loans repayment received during period	Not Applicable	2.43	-	-				Loan	14.47%	60 months	Secured	Business
323	Tata Capital Financial Services Limited	Maithon Power Limited			Subsidiary of Associate Of Ultimate Holding Company	Loans repayment received during period	Not Applicable	0.10	-	-				Loan	15.57%	60 months	Secured	Business
324	Tata Capital Financial Services Limited	Nelco Limited			Subsidiary of Associate Of Ultimate Holding Company	Loans repayment received during period	Not Applicable	0.11	-	-				Loan	15.18%	60 months	Secured	Business
325	Tata Capital Financial Services Limited	Tata Power Solar Systems Limited			Subsidiary of Associate Of Ultimate Holding Company	Loans repayment received during period	Not Applicable	0.36	-	-				Loan	16.34%	60 months	Secured	Business
326	Tata Capital Financial Services Limited	TP Ajmer Distribution Limited			Subsidiary of Associate Of Ultimate Holding Company	Loans repayment received during period	Not Applicable	0.02	-	-				Loan	13.25%	60 months	Secured	Business
327	Tata Capital Financial Services Limited	TP Central Odisha Distribution Limited			Subsidiary of Associate Of Ultimate Holding Company	Loans repayment received during period	Not Applicable	0.18	-	-				Loan	16.05%	60 months	Secured	Business
328	Tata Capital Financial Services Limited	TP Northern Odisha Distribution Limited			Subsidiary of Associate Of Ultimate Holding Company	Loans repayment received during period	Not Applicable	0.05	-	-				Loan	11.71%	60 months	Secured	Business
329	Tata Capital Financial Services Limited	TP Renewable Microgrid Limited			Subsidiary of Associate Of Ultimate Holding Company	Loans repayment received during period	Not Applicable	0.01	-	-				Loan	14.22%	28 months	Secured	Business
330	Tata Capital Financial Services Limited	TP Southern Odisha Distribution Limited			Subsidiary of Associate Of Ultimate Holding Company	Loans repayment received during period	Not Applicable	0.01	-	-				Loan	11.50%	60 months	Secured	Business
331	Tata Capital Financial Services Limited	TP Western Odisha Distribution Limited			Subsidiary of Associate Of Ultimate Holding Company	Loans repayment received during period	Not Applicable	0.07	-	-				Loan	16.10%	60 months	Secured	Business
332	Tata Capital Financial Services Limited	Tata Motors Passenger Vehicles Limited			Subsidiary of Associate Of Ultimate Holding Company	Loans repayment received during period	Not Applicable	5.85	-	-				Loan	11.30%	60 months	Secured	Business
333	Tata Capital Financial Services Limited	Tata Passenger Electric Mobility Limited			Subsidiary of Associate Of Ultimate Holding Company	Loans repayment received during period	Not Applicable	0.88	-	-				Loan	11.30%	48 months	Secured	Business



Sr. No	Details of the party (listed entity Details of the loans, inter-corporate deposits, advances or investments /subsidiary) entering into the transaction	Details of the counterparty			Type of related party transaction	Value of the related party transaction as approved by the audit committee	Value of transaction during the reporting period	In case monies are due to either party as a result of the transaction		In case any financial indebtedness is incurred to make or give loans, inter-corporate deposits, advances or investments			Details of the loans, inter-corporate deposits, advances or investments				
		Name	Name	PAN				Relationship of the counterparty with the listed entity or its subsidiary	Opening Balance	Closing Balance	Nature of indebtedness (loan/ issuance of debt/ any other etc.)	Cost	Tenure	Nature (loan/advance/ inter-corporate deposit/investment)	Interest Rate (%)	Tenure	Secured/ unsecured
334	Tata Capital Financial Services Limited	TML Business Services Limited		Subsidiary of Associate Of Ultimate Holding Company	Loans repayment received during period	Not Applicable	0.45	-	-				Loan	11.30%	60 months	Secured	Business
335	Tata Capital Financial Services Limited	Indian Steel & Wire Products Ltd.		Subsidiary of Associate Of Ultimate Holding Company	Loans repayment received during period	Not Applicable	0.08	-	-				Loan	12.58%	42 months	Secured	Business
336	Tata Capital Financial Services Limited	Tata Metaliks Ltd.		Subsidiary of Associate Of Ultimate Holding Company	Loans repayment received during period	Not Applicable	0.95	-	-				Loan	12.00%	36 months	Secured	Business
337	Tata Capital Financial Services Limited	Tata Steel Downstream Products Limited		Subsidiary of Associate Of Ultimate Holding Company	Loans repayment received during period	Not Applicable	0.02	-	-				Loan	9.40%	60 months	Secured	Business
338	Tata Capital Financial Services Limited	Tata Steel Utilities and Infrastructure Services Limited		Subsidiary of Associate Of Ultimate Holding Company	Loans repayment received during period	Not Applicable	0.80	-	-				Loan	10.86%	35 months	Secured	Business
339	Tata Capital Financial Services Limited	Ideal Ice & Cold Storage Company Limited		Subsidiary of Associate Of Ultimate Holding Company	Loans repayment received during period	Not Applicable	0.06	-	-				Loan	11.61%	48 months	Secured	Business
340	Tata Capital Financial Services Limited	United Hotels Limited		Subsidiary of Associate Of Ultimate Holding Company	Loans repayment received during period	Not Applicable	0.03	-	-				Loan	17.35%	60 months	Secured	Business
341	Tata Capital Financial Services Limited	Tata Boeing Aerospace Limited		Joint Venture of Subsidiary Of Ultimate Holding Company	Loans repayment received during period	Not Applicable	0.02	-	-				Loan	11.15%	60 months	Secured	Business
342	Tata Capital Financial Services Limited	Tata Lockheed Martin Aerostructures Limited		Joint Venture of Subsidiary Of Ultimate Holding Company	Loans repayment received during period	Not Applicable	0.04	-	-				Loan	14.58%	60 months	Secured	Business
343	Tata Capital Financial Services Limited	Tata Sikorsky Aerospace Limited		Joint Venture of Subsidiary Of Ultimate Holding Company	Loans repayment received during period	Not Applicable	0.10	-	-				Loan	14.58%	60 months	Secured	Business
344	Tata Capital Financial Services Limited	Tata Precision Industries (India) Limited		Joint Venture of Subsidiary Of Ultimate Holding Company	Loans repayment received during period	Not Applicable	0.10	-	-				Loan	13.30%	61 months	Secured	Business
345	Tata Capital Financial Services Limited	Emerald Haven Realty Limited		Significant Influence of KMP of Ultimate Holding Company	Loans repayment received during period	Not Applicable	21.64	-	-				Loan	12.90%	73 months	Secured	Business
346	Tata Capital Financial Services Limited	Key Management Personnel (KMP)		Key Management Personnel (KMP)	Payable towards Non Convertible Debentures	-	-	0.50	0.50								
347	Tata Capital Financial Services Limited	Key Management Personnel (KMP) of Holding Company		Key Management Personnel (KMP) of Holding Company	Payable towards Non Convertible Debentures	-	-	0.02	0.02								
348	Tata Capital Financial Services Limited	Relative of KMP's		Relatives of Key Management Personnel	Payable towards Non Convertible Debentures	-	-	0.29	0.24								
349	Tata Capital Financial Services Limited	Tata Sons Private Limited		Ultimate Holding Company	Other Payables	-	-	21.77	14.07								
350	Tata Capital Financial Services Limited	Tata Capital Housing Finance Limited		Subsidiary of Holding Company	Other Receivables	-	-	1.08	2.73								
351	Tata Capital Financial Services Limited	Tata Capital Housing Finance Limited		Subsidiary of Holding Company	Other Payables	-	-	0.34	0.92								




Sr. No	Details of the party (listed entity Details of the loans, inter-corporate deposits, advances or investments /subsidiary) entering into the transaction	Details of the counterparty			Type of related party transaction	Value of the related party transaction as approved by the audit committee	Value of transaction during the reporting period	In case monies are due to either party as a result of the transaction		In case any financial indebtedness is incurred to make or give loans, inter-corporate deposits, advances or investments			Details of the loans, inter-corporate deposits, advances or investments					
		Name	Name	PAN				Relationship of the counterparty with the listed entity or its subsidiary	Opening Balance	Closing Balance	Nature of indebtedness (loan/ issuance of debt/ any other etc.)	Cost	Tenure	Nature (loan/advance/ inter-corporate deposit/investment)	Interest Rate (%)	Tenure	Secured/ unsecured	Purpose for which the funds will be utilised by the ultimate recipient of funds (endusage)
352	Tata Capital Financial Services Limited	Tata Cleantech Capital Limited			Subsidiary of Holding Company	Other Receivables	-	-	0.08	0.19								
353	Tata Capital Financial Services Limited	Tata Securities Limited			Subsidiary of Holding Company	Other Receivables	-	-	0.02	0.02								
354	Tata Capital Financial Services Limited	Tata Securities Limited			Subsidiary of Holding Company	Other Payables	-	-	0.22	0.84								
355	Tata Capital Financial Services Limited	Fincare Business Services Limited			Associate	Investment in Equity Shares	-	-	7.34	7.34								
356	Tata Capital Financial Services Limited	Fincare Small Finance Bank Limited			Associate	Loans	-	-	36.29	96.42								
357	Tata Capital Financial Services Limited	Fincare Small Finance Bank Limited			Associate	Investment in Equity Shares	-	-	1.46	1.46								
358	Tata Capital Financial Services Limited	TVS Supply Chain Solutions Limited (Ceased w.e.f. 28.07.2023)			Associate	Loans	-	-	2.13	-								
359	Tata Capital Financial Services Limited	TVS Supply Chain Solutions Limited (Ceased w.e.f. 28.07.2023)			Associate	Investment in Equity Shares	-	-	9.81	-								
360	Tata Capital Financial Services Limited	Indusface Private Limited			Associate of Holding Company	Other Payables	-	-	0.05	0.04								
361	Tata Capital Financial Services Limited	Tata Projects Limited			Associate Of Ultimate Holding Company	Loans	-	-	781.32	185.74								
362	Tata Capital Financial Services Limited	Tata Projects Limited			Associate Of Ultimate Holding Company	Other Receivables	-	-	4.17	14.95								
363	Tata Capital Financial Services Limited	Tata Projects Limited			Associate Of Ultimate Holding Company	Security deposit payable	-	-	7.78	8.42								
364	Tata Capital Financial Services Limited	Tata Technologies Limited			Associate of Holding Company	Loans	-	-	-	0.00								
365	Tata Capital Financial Services Limited	Tata Technologies Limited			Associate of Holding Company	Other Payables	-	-	1.01	2.15								
366	Tata Capital Financial Services Limited	Tema India Limited (Ceased w.e.f. 02.06.2023)			Associate of Holding Company	Loans	-	-	0.40	-								
367	Tata Capital Financial Services Limited	Tata Capital Limited Employees Provident Fund			Retiral Plans of Holding Company	Other Payables	-	-	4.80	5.65								
368	Tata Capital Financial Services Limited	Tata Capital Limited Superannuation Scheme			Retiral Plans of Holding Company	Other Payables	-	-	0.07	0.08								
369	Tata Capital Financial Services Limited	TCL Employee Welfare Trust			Subsidiary of Holding Company	Loans	-	-	73.56	73.56								
370	Tata Capital Financial Services Limited	TCL Employee Welfare Trust			Subsidiary of Holding Company	Other Receivables	-	-	0.18	0.87								
371	Tata Capital Financial Services Limited	AIX Connect Private Limited			Subsidiary Of Ultimate Holding Company	Loans	-	-	372.69	372.87								
372	Tata Capital Financial Services Limited	Infiniti Retail Limited			Subsidiary Of Ultimate Holding Company	Loans	-	-	6.97	8.31								



Sr. No	Details of the party (listed entity Details of the loans, inter-corporate deposits, advances or investments /subsidiary) entering into the transaction	Details of the counterparty			Type of related party transaction	Value of the related party transaction as approved by the audit committee	Value of transaction during the reporting period	In case monies are due to either party as a result of the transaction		In case any financial indebtedness is incurred to make or give loans, intercorporate deposits, advances or investments			Details of the loans, inter-corporate deposits, advances or investments				
		Name	Name	PAN				Relationship of the counterparty with the listed entity or its subsidiary	Opening Balance	Closing Balance	Nature of indebtedness (loan/ issuance of debt/ any other etc.)	Cost	Tenure	Nature (loan/advance/ intercorporate deposit/investment)	Interest Rate (%)	Tenure	Secured/ unsecured
373	Tata Capital Financial Services Limited	Infiniti Retail Limited			Subsidiary Of Ultimate Holding Company	Security deposit payable	-	-	1.12	1.07							
374	Tata Capital Financial Services Limited	Infiniti Retail Limited			Subsidiary Of Ultimate Holding Company	Other Payables	-	-	0.02	0.02							
375	Tata Capital Financial Services Limited	Infiniti Retail Limited			Subsidiary Of Ultimate Holding Company	Assigned receivables	-	-	-	1.38							
376	Tata Capital Financial Services Limited	Tata Advanced Systems Limited			Subsidiary Of Ultimate Holding Company	Loans	-	-	6.95	7.03							
377	Tata Capital Financial Services Limited	Tata Advanced Systems Limited			Subsidiary Of Ultimate Holding Company	Security deposit payable	-	-	0.01	0.01							
378	Tata Capital Financial Services Limited	Tata AIG General Insurance Company Limited			Subsidiary Of Ultimate Holding Company	Other Receivables	-	-	2.38	2.95							
379	Tata Capital Financial Services Limited	Tata Asset Management Private Limited			Subsidiary Of Ultimate Holding Company	Other Receivables	-	-	0.01	0.01							
380	Tata Capital Financial Services Limited	Tata Autocomp Systems Limited			Subsidiary Of Ultimate Holding Company	Other Receivables	-	-	5.42	5.15							
381	Tata Capital Financial Services Limited	Tata Autocomp Systems Limited			Subsidiary Of Ultimate Holding Company	Security deposit payable	-	-	-	0.00							
382	Tata Capital Financial Services Limited	Tata Business Hub Limited			Subsidiary Of Ultimate Holding Company	Loans	-	-	2.55	2.20							
383	Tata Capital Financial Services Limited	Tata Consultancy Services Limited			Subsidiary Of Ultimate Holding Company	Loans	-	-	5.07	5.99							
384	Tata Capital Financial Services Limited	Tata Consultancy Services Limited			Subsidiary Of Ultimate Holding Company	Other Payables	-	-	12.59	13.04							
385	Tata Capital Financial Services Limited	Tata Consultancy Services Limited			Subsidiary Of Ultimate Holding Company	Security deposit payable	-	-	2.28	1.29							
386	Tata Capital Financial Services Limited	Tata Electronics Private Limited			Subsidiary Of Ultimate Holding Company	Loans	-	-	32.44	48.29							
387	Tata Capital Financial Services Limited	Tata Electronics Private Limited			Subsidiary Of Ultimate Holding Company	Security deposit payable	-	-	0.15	0.15							
388	Tata Capital Financial Services Limited	Tata Elxsi Limited			Subsidiary Of Ultimate Holding Company	Loans	-	-	2.18	2.59							
389	Tata Capital Financial Services Limited	Tata International Limited			Subsidiary Of Ultimate Holding Company	Loans	-	-	1.28	1.14							
390	Tata Capital Financial Services Limited	Tata Medical and Diagnostics Limited			Subsidiary Of Ultimate Holding Company	Loans	-	-	0.32	0.30							
391	Tata Capital Financial Services Limited	Tata Teleservices (Maharashtra) Limited			Subsidiary Of Ultimate Holding Company	Other Payables	-	-	0.08	-							
392	Tata Capital Financial Services Limited	Tata Teleservices Limited			Subsidiary Of Ultimate Holding Company	Other Payables	-	-	0.01	-							
393	Tata Capital Financial Services Limited	Tata Toyo Radiator Limited			Subsidiary Of Ultimate Holding Company	Other Receivables	-	-	18.63	17.24							
394	Tata Capital Financial Services Limited	Tata Toyo Radiator Limited			Subsidiary Of Ultimate Holding Company	Security deposit payable	-	-	0.10	0.10							
395	Tata Capital Financial Services Limited	Innovative Retail Concepts Private Limited			Subsidiary Of Ultimate Holding Company	Other Payables	-	-	0.00	-							



Sr. No	Details of the party (listed entity Details of the loans, inter-corporate deposits, advances or investments /subsidiary) entering into the transaction	Details of the counterparty			Type of related party transaction	Value of the related party transaction as approved by the audit committee	Value of transaction during the reporting period	In case monies are due to either party as a result of the transaction		In case any financial indebtedness is incurred to make or give loans, inter-corporate deposits, advances or investments			Details of the loans, inter-corporate deposits, advances or investments					
		Name	Name	PAN				Relationship of the counterparty with the listed entity or its subsidiary	Opening Balance	Closing Balance	Nature of indebtedness (loan/ issuance of debt/ any other etc.)	Cost	Tenure	Nature (loan/advance/ inter-corporate deposit/investment)	Interest Rate (%)	Tenure	Secured/ unsecured	Purpose for which the funds will be utilised by the ultimate recipient of funds (endusage)
396	Tata Capital Financial Services Limited	Tata 1mg Technologies Private Limited			Subsidiary Of Ultimate Holding Company	Other Payables	-	-	-	0.00								
397	Tata Capital Financial Services Limited	Tata Communications Limited			Subsidiary Of Ultimate Holding Company	Loans	-	-	0.03	0.03								
398	Tata Capital Financial Services Limited	Tata Communications Limited			Subsidiary Of Ultimate Holding Company	Assigned receivables	-	-	6.55	-								
399	Tata Capital Financial Services Limited	Tata Communications Limited			Subsidiary Of Ultimate Holding Company	Other Payables	-	-	2.24	2.23								
400	Tata Capital Financial Services Limited	Tata Communications Transformation Services Limited			Subsidiary Of Ultimate Holding Company	Loans	-	-	-	0.00								
401	Tata Capital Financial Services Limited	Stryder Cycle Private Limited			Subsidiary Of Ultimate Holding Company	Loans	-	-	-	0.10								
402	Tata Capital Financial Services Limited	Tata Consumer Products Limited			Associate Of Ultimate Holding Company	Loans	-	-	2.30	4.90								
403	Tata Capital Financial Services Limited	Tata Consumer Products Limited			Associate Of Ultimate Holding Company	Other Receivables	-	-	0.37	0.39								
404	Tata Capital Financial Services Limited	Tata Consumer Products Limited			Associate Of Ultimate Holding Company	Assigned receivables	-	-	-	5.59								
405	Tata Capital Financial Services Limited	Tata Motors Limited			Associate Of Ultimate Holding Company	Loans	-	-	149.67	140.93								
406	Tata Capital Financial Services Limited	Tata Steel Limited			Associate Of Ultimate Holding Company	Investment in Equity Shares	-	-	0.09	0.11								
407	Tata Capital Financial Services Limited	Tata Steel Limited			Associate Of Ultimate Holding Company	Assigned receivables	-	-	-	0.15								
408	Tata Capital Financial Services Limited	The Indian Hotels Company Limited			Associate Of Ultimate Holding Company	Loans	-	-	0.10	0.06								
409	Tata Capital Financial Services Limited	The Indian Hotels Company Limited			Associate Of Ultimate Holding Company	Other Receivables	-	-	-	0.03								
410	Tata Capital Financial Services Limited	The Tata Power Company Limited			Associate Of Ultimate Holding Company	Loans	-	-	15.16	11.44								
411	Tata Capital Financial Services Limited	Titan Company Limited			Associate Of Ultimate Holding Company	Loans	-	-	4.35	4.11								
412	Tata Capital Financial Services Limited	Titan Company Limited			Associate Of Ultimate Holding Company	Security deposit payable	-	-	0.13	0.13								
413	Tata Capital Financial Services Limited	Titan Company Limited			Associate Of Ultimate Holding Company	Payable towards Non Convertible Debentures	-	-	30.00	100.00								
414	Tata Capital Financial Services Limited	Volta Limited			Associate Of Ultimate Holding Company	Other Payables	-	-	0.08	0.07								
415	Tata Capital Financial Services Limited	Tata AIA Life Insurance Company Limited			Joint Venture Of Ultimate Holding Company	Loans	-	-	6.45	6.98								
416	Tata Capital Financial Services Limited	Tata AIA Life Insurance Company Limited			Joint Venture Of Ultimate Holding Company	Other Receivables	-	-	3.54	3.32								
417	Tata Capital Financial Services Limited	Tata AIA Life Insurance Company Limited			Joint Venture Of Ultimate Holding Company	Payable towards Non Convertible Debentures	-	-	515.00	515.00								



Sr. No	Details of the party (listed entity Details of the loans, inter-corporate deposits, advances or investments /subsidiary) entering into the transaction	Details of the counterparty			Type of related party transaction	Value of the related party transaction as approved by the audit committee	Value of transaction during the reporting period	In case monies are due to either party as a result of the transaction		In case any financial indebtedness is incurred to make or give loans, intercorporate deposits, advances or investments			Details of the loans, inter-corporate deposits, advances or investments					
		Name	Name	PAN				Relationship of the counterparty with the listed entity or its subsidiary	Opening Balance	Closing Balance	Nature of indebtedness (loan/ issuance of debt/ any other etc.)	Cost	Tenure	Nature (loan/advance/ intercorporate deposit/investment)	Interest Rate (%)	Tenure	Secured/ unsecured	Purpose for which the funds will be utilised by the ultimate recipient of funds (endusage)
418	Tata Capital Financial Services Limited	Smart ClassEdge Systems Limited			Subsidiary of Joint Venture Of Ultimate Holding Company	Loans	-	-	8.96	7.01								
419	Tata Capital Financial Services Limited	Maithon Power Limited			Subsidiary of Associate Of Ultimate Holding Company	Loans	-	-	0.49	0.50								
420	Tata Capital Financial Services Limited	Nelco Limited			Subsidiary of Associate Of Ultimate Holding Company	Loans	-	-	0.82	0.79								
421	Tata Capital Financial Services Limited	Tata Power Solar Systems Limited			Subsidiary of Associate Of Ultimate Holding Company	Loans	-	-	1.62	1.29								
422	Tata Capital Financial Services Limited	TP Ajmer Distribution Limited			Subsidiary of Associate Of Ultimate Holding Company	Loans	-	-	0.33	0.14								
423	Tata Capital Financial Services Limited	TP Central Odisha Distribution Limited			Subsidiary of Associate Of Ultimate Holding Company	Loans	-	-	0.58	0.86								
424	Tata Capital Financial Services Limited	TP Central Odisha Distribution Limited			Subsidiary of Associate Of Ultimate Holding Company	Assigned receivables	-	-	-	7.54								
425	Tata Capital Financial Services Limited	TP Northern Odisha Distribution Limited			Subsidiary of Associate Of Ultimate Holding Company	Loans	-	-	0.24	0.23								
426	Tata Capital Financial Services Limited	TP Northern Odisha Distribution Limited			Subsidiary of Associate Of Ultimate Holding Company	Assigned receivables	-	-	-	2.74								
427	Tata Capital Financial Services Limited	TP Renewable Microgrid Limited			Subsidiary of Associate Of Ultimate Holding Company	Loans	-	-	0.04	0.03								
428	Tata Capital Financial Services Limited	TP Southern Odisha Distribution Limited			Subsidiary of Associate Of Ultimate Holding Company	Loans	-	-	0.14	0.12								
429	Tata Capital Financial Services Limited	TP Southern Odisha Distribution Limited			Subsidiary of Associate Of Ultimate Holding Company	Assigned receivables	-	-	-	3.56								
430	Tata Capital Financial Services Limited	TP Western Odisha Distribution Limited			Subsidiary of Associate Of Ultimate Holding Company	Loans	-	-	0.40	0.52								
431	Tata Capital Financial Services Limited	TP Western Odisha Distribution Limited			Subsidiary of Associate Of Ultimate Holding Company	Assigned receivables	-	-	-	11.15								
432	Tata Capital Financial Services Limited	Tata Motors Finance Limited			Subsidiary of Associate Of Ultimate Holding Company	Other Payables	-	-	0.20	-								
433	Tata Capital Financial Services Limited	Tata Motors Passenger Vehicles Limited			Subsidiary of Associate Of Ultimate Holding Company	Loans	-	-	48.72	46.32								




Sr. No	Details of the party (listed entity Details of the loans, inter-corporate deposits, advances or investments /subsidiary) entering into the transaction	Details of the counterparty			Type of related party transaction	Value of the related party transaction as approved by the audit committee	Value of transaction during the reporting period	In case monies are due to either party as a result of the transaction		In case any financial indebtedness is incurred to make or give loans, inter-corporate deposits, advances or investments			Details of the loans, inter-corporate deposits, advances or investments					
		Name	Name	PAN				Relationship of the counterparty with the listed entity or its subsidiary	Opening Balance	Closing Balance	Nature of indebtedness (loan/ issuance of debt/ any other etc.)	Cost	Tenure	Nature (loan/advance/ deposit/investment)	Interest Rate (%)	Tenure	Secured/ unsecured	Purpose for which the funds will be utilised by the ultimate recipient of funds (endusage)
434	Tata Capital Financial Services Limited	Tata Passenger Electric Mobility Limited			Subsidiary of Associate Of Ultimate Holding Company	Loans	-	-	8.66	9.65								
435	Tata Capital Financial Services Limited	TML Business Services Limited			Subsidiary of Associate Of Ultimate Holding Company	Loans	-	-	3.89	3.86								
436	Tata Capital Financial Services Limited	TML Business Services Limited			Subsidiary of Associate Of Ultimate Holding Company	Other Payables	-	-	0.06	0.06								
437	Tata Capital Financial Services Limited	Indian Steel & Wire Products Ltd.			Subsidiary of Associate Of Ultimate Holding Company	Loans	-	-	0.42	0.33								
438	Tata Capital Financial Services Limited	Tata Metaliks Ltd.			Subsidiary of Associate Of Ultimate Holding Company	Loans	-	-	2.55	1.72								
439	Tata Capital Financial Services Limited	Tata Metaliks Ltd.			Subsidiary of Associate Of Ultimate Holding Company	Other Receivables	-	-	0.00	-								
440	Tata Capital Financial Services Limited	Tata Metaliks Ltd.			Subsidiary of Associate Of Ultimate Holding Company	Security deposit payable	-	-	0.29	0.28								
441	Tata Capital Financial Services Limited	Tata Steel Downstream Products Limited			Subsidiary of Associate Of Ultimate Holding Company	Loans	-	-	0.35	0.33								
442	Tata Capital Financial Services Limited	Tata Steel Utilities and Infrastructure Services Limited			Subsidiary of Associate Of Ultimate Holding Company	Loans	-	-	3.92	2.93								
443	Tata Capital Financial Services Limited	Tata Steel Utilities and Infrastructure Services Limited			Subsidiary of Associate Of Ultimate Holding Company	Other Receivables	-	-	0.68	0.36								
444	Tata Capital Financial Services Limited	Tata Steel Utilities and Infrastructure Services Limited			Subsidiary of Associate Of Ultimate Holding Company	Security deposit payable	-	-	2.03	2.03								
445	Tata Capital Financial Services Limited	Ideal Ice & Cold Storage Company Limited			Subsidiary of Associate Of Ultimate Holding Company	Loans	-	-	0.46	0.39								
446	Tata Capital Financial Services Limited	United Hotels Limited			Subsidiary of Associate Of Ultimate Holding Company	Loans	-	-	0.28	0.24								
447	Tata Capital Financial Services Limited	Roots Corporation Limited			Subsidiary of Associate Of Ultimate Holding Company	Other Payables	-	-	-	0.01								
448	Tata Capital Financial Services Limited	Flora Hypermarket Limited			Subsidiary of Associate Of Ultimate Holding Company	Other Payables	-	-	-	0.00								
449	Tata Capital Financial Services Limited	Air International TTR Thermal Systems Private Limited			Joint Venture of Subsidiary Of Ultimate Holding Company	Other Receivables	-	-	0.20	0.19								






Sr. No	Details of the party (listed entity Details of the loans, inter-corporate deposits, advances or investments /subsidiary) entering into the transaction	Details of the counterparty			Type of related party transaction	Value of the related party transaction as approved by the audit committee	Value of transaction during the reporting period	In case monies are due to either party as a result of the transaction		In case any financial indebtedness is incurred to make or give loans, intercorporate deposits, advances or investments				Details of the loans, inter-corporate deposits, advances or investments				
		Name	Name	PAN				Relationship of the counterparty with the listed entity or its subsidiary	Opening Balance	Closing Balance	Nature of indebtedness (loan/ issuance of debt/ any other etc.)	Cost	Tenure	Nature (loan/advance/ deposit/investment)	Interest Rate (%)	Tenure	Secured/ unsecured	Purpose for which the funds will be utilised by the ultimate recipient of funds (endusage)
450	Tata Capital Financial Services Limited	Air International TTR Thermal Systems Private Limited			Joint Venture of Subsidiary Of Ultimate Holding Company	Security deposit payable	-	-	0.18	0.18								
451	Tata Capital Financial Services Limited	Tata Boeing Aerospace Limited			Joint Venture of Subsidiary Of Ultimate Holding Company	Loans	-	-	0.11	0.09								
452	Tata Capital Financial Services Limited	Tata Boeing Aerospace Limited			Joint Venture of Subsidiary Of Ultimate Holding Company	Security deposit payable	-	-	0.02	0.02								
453	Tata Capital Financial Services Limited	Tata Lockheed Martin Aerostructures Limited			Joint Venture of Subsidiary Of Ultimate Holding Company	Loans	-	-	0.42	0.37								
454	Tata Capital Financial Services Limited	Tata Lockheed Martin Aerostructures Limited			Joint Venture of Subsidiary Of Ultimate Holding Company	Security deposit payable	-	-	0.02	0.02								
455	Tata Capital Financial Services Limited	Tata Sikorsky Aerospace Limited			Joint Venture of Subsidiary Of Ultimate Holding Company	Loans	-	-	0.60	0.57								
456	Tata Capital Financial Services Limited	Tata Sikorsky Aerospace Limited			Joint Venture of Subsidiary Of Ultimate Holding Company	Security deposit payable	-	-	0.02	0.02								
457	Tata Capital Financial Services Limited	Tata Precision Industries (India) Limited			Joint Venture of Subsidiary Of Ultimate Holding Company	Loans	-	-	0.77	0.68								
458	Tata Capital Financial Services Limited	Air India SATS Airport Services Private Ltd.			Joint Venture of Subsidiary Of Ultimate Holding Company	Other Receivables	-	-	0.06	0.35								
459	Tata Capital Financial Services Limited	Emerald Haven Realty Limited			Significant Influence of KMP of Ultimate Holding Company	Loans	-	-	111.57	89.38								
460	Tata Capital Financial Services Limited	Auxilo Finserve Pvt Ltd			Associate of Holding Company	Loans	-	-	-	38.38								
461	Tata Capital Financial Services Limited	NourishCo Beverages Ltd.			Subsidiary of Associate Of Ultimate Holding Company	Loans	-	-	-	0.02								
462	Tata Capital Financial Services Limited	Tata Consulting Engineers Limited			Subsidiary Of Ultimate Holding Company	Payable towards Non Convertible Debentures	-	-	5.00	5.00								
463	Tata Capital Financial Services Limited	Tata Investment Corporation Limited			Subsidiary Of Ultimate Holding Company	Payable towards Non Convertible Debentures	-	-	40.00	40.00								
464	Tata Capital Financial Services Limited	Tata Coffee Staff Provident Fund Trust			Retiral Plans of Associate Of Ultimate Holding Company	Payable towards Non Convertible Debentures	-	-	9.20	9.20								
465	Tata Capital Financial Services Limited	Rallis India Limited Provident Fund			Retiral Plans of Associate Of Ultimate Holding Company	Payable towards Non Convertible Debentures	-	-	2.90	2.90								
466	Tata Capital Financial Services Limited	Tata Steel Ltd Provident Fund			Retiral Plans of Associate Of Ultimate Holding Company	Payable towards Non Convertible Debentures	-	-	17.30	17.30								




Sr. No	Details of the party (listed entity Details of the loans, inter-corporate deposits, advances or investments /subsidiary) entering into the transaction	Details of the counterparty			Type of related party transaction	Value of the related party transaction as approved by the audit committee	Value of transaction during the reporting period	In case monies are due to either party as a result of the transaction		In case any financial indebtedness is incurred to make or give loans, inter-corporate deposits, advances or investments			Details of the loans, inter-corporate deposits, advances or investments					
		Name	Name	PAN				Relationship of the counterparty with the listed entity or its subsidiary	Opening Balance	Closing Balance	Nature of indebtedness (loan/ issuance of debt/ any other etc.)	Cost	Tenure	Nature (loan/advance/ inter-corporate deposit/investment)	Interest Rate (%)	Tenure	Secured/ unsecured	Purpose for which the funds will be utilised by the ultimate recipient of funds (endusage)
467	Tata Capital Financial Services Limited	Tata Chemicals Ltd Provident Fund			Retiral Plans of Associate Of Ultimate Holding Company	Payable towards Non Convertible Debentures	-	-	19.90	19.90								
468	Tata Capital Financial Services Limited	Tata Power Consolidated Provident Fund			Retiral Plans of Associate Of Ultimate Holding Company	Payable towards Non Convertible Debentures	-	-	10.00	10.00								
469	Tata Capital Financial Services Limited	Tata Tea Limited Staff Pension Fund			Retiral Plans of Associate Of Ultimate Holding Company	Payable towards Non Convertible Debentures	-	-	8.00	8.00								
470	Tata Capital Financial Services Limited	Tata Steel Long product Limited employees providend fund trust			Retiral Plans of Associate Of Ultimate Holding Company	Payable towards Non Convertible Debentures	-	-	2.30	2.30								
471	Tata Capital Financial Services Limited	Titan Industries Gratuity Fund			Retiral Plans of Associate Of Ultimate Holding Company	Payable towards Non Convertible Debentures	-	-	17.10	17.10								
472	Tata Capital Financial Services Limited	Taj Residency Employees Provident fund Trust (Bangalore unit)			Retiral Plans of Associate Of Ultimate Holding Company	Payable towards Non Convertible Debentures	-	-	0.50	0.50								
473	Tata Capital Financial Services Limited	The Tinplate Company of India Ltd. Gratuity Fund			Retiral Plans of Associate Of Ultimate Holding Company	Payable towards Non Convertible Debentures	-	-	1.10	1.10								
474	Tata Capital Financial Services Limited	The Tinplate Company Executive Staff Superannuation Fund			Retiral Plans of Associate Of Ultimate Holding Company	Payable towards Non Convertible Debentures	-	-	0.50	0.50								
475	Tata Capital Financial Services Limited	The Provident Fund of The Tinplate Company of India Ltd			Retiral Plans of Associate Of Ultimate Holding Company	Payable towards Non Convertible Debentures	-	-	1.60	1.60								
476	Tata Capital Financial Services Limited	Titan Watches Provident Fund			Retiral Plans of Associate Of Ultimate Holding Company	Payable towards Non Convertible Debentures	-	-	32.80	32.80								
477	Tata Capital Financial Services Limited	Voltas Managerial Staff Provident Fund			Retiral Plans of Associate Of Ultimate Holding Company	Payable towards Non Convertible Debentures	-	-	4.80	9.60								
478	Tata Capital Financial Services Limited	Tata Communications Employee's Provident Fund Trust			Retiral Plans of Subsidiary Of Ultimate Holding Company	Payable towards Non Convertible Debentures	-	-	14.90	14.90								
479	Tata Capital Financial Services Limited	Tata Elxsi (India) Ltd. Employees Provident Fund			Retiral Plans of Subsidiary Of Ultimate Holding Company	Payable towards Non Convertible Debentures	-	-	23.50	23.50								
480	Tata Capital Financial Services Limited	Tata Sons Consolidated Provident Fund			Retiral Plans Of Ultimate Holding Company	Payable towards Non Convertible Debentures	-	-	2.80	2.80								
481	Tata Capital Financial Services Limited	Tata Sons Consolidated Superannuation Fund			Retiral Plans Of Ultimate Holding Company	Payable towards Non Convertible Debentures	-	-	2.35	2.35								
482	Tata Capital Financial Services Limited	Tata Sons Limited H.O. Employees' Gratuity Fund			Retiral Plans Of Ultimate Holding Company	Payable towards Non Convertible Debentures	-	-	0.10	0.10								




Sr. No	Details of the party (listed entity Details of the loans, inter-corporate deposits, advances or investments /subsidiary) entering into the transaction	Details of the counterparty			Type of related party transaction	Value of the related party transaction as approved by the audit committee	Value of transaction during the reporting period	In case monies are due to either party as a result of the transaction		In case any financial indebtedness is incurred to make or give loans, intercorporate deposits, advances or investments			Details of the loans, inter-corporate deposits, advances or investments					
		Name	Name	PAN				Relationship of the counterparty with the listed entity or its subsidiary	Opening Balance	Closing Balance	Nature of indebtedness (loan/ issuance of debt/ any other etc.)	Cost	Tenure	Nature (loan/advance/ intercorporate deposit/investment)	Interest Rate (%)	Tenure	Secured/ unsecured	Purpose for which the funds will be utilised by the ultimate recipient of funds (endusage)
483	Tata Capital Financial Services Limited	Tata International Limited	Gratuity Fund		Retiral Plans of Subsidiary Of Ultimate Holding Company	Payable towards Non Convertible Debentures	-	-	2.00	2.00								
484	Tata Capital Financial Services Limited	Tata Metals Ltd	Employees Provident fund		Retiral Plans of Associate Of Ultimate Holding Company	Payable towards Non Convertible Debentures	-	-	0.15	0.15								
485	Tata Capital Financial Services Limited	The Indian Hotels Company Limited	Employees Provident Fund		Retiral Plans of Associate Of Ultimate Holding Company	Payable towards Non Convertible Debentures	-	-	0.30	0.30								
486	Tata Capital Financial Services Limited	Voltas Limited	Employees' Superannuation Scheme		Retiral Plans of Associate Of Ultimate Holding Company	Payable towards Non Convertible Debentures	-	-	0.10	0.10								
487	Tata Capital Financial Services Limited	Voltas Limited	Provident Fund		Retiral Plans of Associate Of Ultimate Holding Company	Payable towards Non Convertible Debentures	-	-	0.70	0.70								
488	Tata Capital Financial Services Limited	Tata Industries	Superannuation Fund Trust		Retiral Plans of Joint Venture Of Ultimate Holding Company	Payable towards Non Convertible Debentures	-	-	2.00	2.00								
489	Tata Capital Financial Services Limited	TCE Employees'	Provident Fund		Retiral Plans of Subsidiary Of Ultimate Holding Company	Payable towards Non Convertible Debentures	-	-	1.00	1.00								
490	Tata Capital Financial Services Limited	Tata Investment Corporation Limited	Provident Fund		Retiral Plans of Subsidiary Of Ultimate Holding Company	Payable towards Non Convertible Debentures	-	-	0.50	0.50								
491	Tata Capital Financial Services Limited	TVS Supply Chain Solutions Limited	(Ceased w.e.f. 28.07.2023)		Associate	Commitments - Off balance sheet exposure	-	-	7.77	-								
492	Tata Capital Financial Services Limited	Tata Projects Limited			Associate Of Ultimate Holding Company	Commitments - Off balance sheet exposure	-	-	370.87	398.60								
493	Tata Capital Financial Services Limited	AIX Connect Private Limited			Subsidiary Of Ultimate Holding Company	Commitments - Off balance sheet exposure	-	-	-	0.24								
494	Tata Capital Financial Services Limited	Infiniti Retail Limited			Subsidiary Of Ultimate Holding Company	Commitments - Off balance sheet exposure	-	-	12.50	8.85								
495	Tata Capital Financial Services Limited	Tata Advanced Systems Limited			Subsidiary Of Ultimate Holding Company	Commitments - Off balance sheet exposure	-	-	6.16	4.35								
496	Tata Capital Financial Services Limited	Tata Autocomp Systems Limited			Subsidiary Of Ultimate Holding Company	Commitments - Off balance sheet exposure	-	-	21.30	-								
497	Tata Capital Financial Services Limited	Tata Consultancy Services Limited			Subsidiary Of Ultimate Holding Company	Commitments - Off balance sheet exposure	-	-	-	0.70								
498	Tata Capital Financial Services Limited	Tata Digital Private Limited			Subsidiary Of Ultimate Holding Company	Commitments - Off balance sheet exposure	-	-	5.00	-								
499	Tata Capital Financial Services Limited	Tata Electronics Private Limited			Subsidiary Of Ultimate Holding Company	Commitments - Off balance sheet exposure	-	-	31.26	11.92								
500	Tata Capital Financial Services Limited	Tata Elxsi Limited			Subsidiary Of Ultimate Holding Company	Commitments - Off balance sheet exposure	-	-	-	6.02								
501	Tata Capital Financial Services Limited	Tata International Limited			Subsidiary Of Ultimate Holding Company	Commitments - Off balance sheet exposure	-	-	3.56	-								




Sr. No	Details of the party (listed entity Details of the loans, inter-corporate deposits, advances or investments /subsidiary) entering into the transaction	Details of the counterparty			Type of related party transaction	Value of the related party transaction as approved by the audit committee	Value of transaction during the reporting period	In case monies are due to either party as a result of the transaction		In case any financial indebtedness is incurred to make or give loans, inter-corporate deposits, advances or investments			Details of the loans, inter-corporate deposits, advances or investments					
		Name	Name	PAN				Relationship of the counterparty with the listed entity or its subsidiary	Opening Balance	Closing Balance	Nature of indebtedness (loan/ issuance of debt/ any other etc.)	Cost	Tenure	Nature (loan/advance/ inter-corporate deposit/investment)	Interest Rate (%)	Tenure	Secured/ unsecured	Purpose for which the funds will be utilised by the ultimate recipient of funds (endusage)
502	Tata Capital Financial Services Limited	Stryder Cycle Private Limited			Subsidiary Of Ultimate Holding Company	Commitments - Off balance sheet exposure	-	-	3.00	2.87								
503	Tata Capital Financial Services Limited	Tata Consumer Products Limited			Associate Of Ultimate Holding Company	Commitments - Off balance sheet exposure	-	-	14.96	18.89								
504	Tata Capital Financial Services Limited	Tata Motors Limited			Associate Of Ultimate Holding Company	Commitments - Off balance sheet exposure	-	-	56.12	200.00								
505	Tata Capital Financial Services Limited	Tata AIA Life Insurance Company Limited			Joint Venture Of Ultimate Holding Company	Commitments - Off balance sheet exposure	-	-	10.30	8.23								
506	Tata Capital Financial Services Limited	Nelco Limited			Subsidiary of Associate Of Ultimate Holding Company	Commitments - Off balance sheet exposure	-	-	9.99	12.47								
507	Tata Capital Financial Services Limited	TP Ajmer Distribution Limited			Subsidiary of Associate Of Ultimate Holding Company	Commitments - Off balance sheet exposure	-	-	6.26	3.59								
508	Tata Capital Financial Services Limited	Walwhan Renewable Energy Limited			Subsidiary of Associate Of Ultimate Holding Company	Commitments - Off balance sheet exposure	-	-	16.50	-								
509	Tata Capital Financial Services Limited	Tata Motors Passenger Vehicles Limited			Subsidiary of Associate Of Ultimate Holding Company	Commitments - Off balance sheet exposure	-	-	14.76	200.00								
510	Tata Capital Financial Services Limited	Tata Passenger Electric Mobility Limited			Subsidiary of Associate Of Ultimate Holding Company	Commitments - Off balance sheet exposure	-	-	4.11	200.00								
511	Tata Capital Financial Services Limited	TML Business Services Limited			Subsidiary of Associate Of Ultimate Holding Company	Commitments - Off balance sheet exposure	-	-	-	200.00								
512	Tata Capital Financial Services Limited	Tata Steel Downstream Products Limited			Subsidiary of Associate Of Ultimate Holding Company	Commitments - Off balance sheet exposure	-	-	19.51	0.91								
513	Tata Capital Financial Services Limited	Tata Steel Utilities and Infrastructure Services Limited			Subsidiary of Associate Of Ultimate Holding Company	Commitments - Off balance sheet exposure	-	-	32.08	-								
514	Tata Capital Financial Services Limited	Air India SATS Airport Services Private Ltd.			Joint Venture of Subsidiary Of Ultimate Holding Company	Commitments - Off balance sheet exposure	-	-	41.33	-								
515	Tata Capital Financial Services Limited	Tata Motors Body Solutions Limited			Subsidiary of Associate Of Ultimate Holding Company	Commitments - Off balance sheet exposure	-	-	-	7.50								
516	Tata Capital Financial Services Limited	Tata Consumer Soufull Private Limited			Subsidiary of Associate Of Ultimate Holding Company	Commitments - Off balance sheet exposure	-	-	-	15.00								
517	Tata Capital Financial Services Limited	NourishCo Beverages Ltd.			Subsidiary of Associate Of Ultimate Holding Company	Commitments - Off balance sheet exposure	-	-	-	14.98								
518	Tata Capital Housing Finance Limited	Tata Sons Private Limited			Ultimate Holding Company	Expenditure - Tata Brand Equity and Business Promotion expenses	Not Applicable	6.43	-	-								




Sr. No	Details of the party (listed entity Details of the loans, inter-corporate deposits, advances or investments /subsidiary) entering into the transaction	Details of the counterparty			Type of related party transaction	Value of the related party transaction as approved by the audit committee	Value of transaction during the reporting period	In case monies are due to either party as a result of the transaction		In case any financial indebtedness is incurred to make or give loans, inter-corporate deposits, advances or investments				Details of the loans, inter-corporate deposits, advances or investments			
		Name	Name	PAN				Relationship of the counterparty with the listed entity or its subsidiary	Opening Balance	Closing Balance	Nature of indebtedness (loan/ issuance of debt/ any other etc.)	Cost	Tenure	Nature (loan/advance/ inter-corporate deposit/investment)	Interest Rate (%)	Tenure	Secured/ unsecured
519	Tata Capital Housing Finance Limited	Tata Sons Private Limited			Ultimate Holding Company	Expenditure - Training Expenses	Not Applicable	0.02	-	-							
520	Tata Capital Housing Finance Limited	Tata Consultancy Services Limited			Subsidiary of Ultimate Holding Company	Expenditure - Information Technology Expenses	Not Applicable	23.54	-	-							
521	Tata Capital Housing Finance Limited	Tata AIA Life Insurance Company Limited			Joint Venture Of Ultimate Holding Company	Income - Branch Advertisement	Not Applicable	13.52	-	-							
522	Tata Capital Housing Finance Limited	Tata AIA Life Insurance Company Limited			Joint Venture Of Ultimate Holding Company	Expenditure - Insurance expenses	Not Applicable	0.79	-	-							
523	Tata Capital Housing Finance Limited	Tata AIG General Insurance Company Limited			Subsidiary of Ultimate Holding Company	Expenditure - Insurance expenses	Not Applicable	0.52	-	-							
524	Tata Capital Housing Finance Limited	Tata Teleservices Limited			Subsidiary of Ultimate Holding Company	Expenditure - Communication Expenses	Not Applicable	0.01	-	-							
525	Tata Capital Housing Finance Limited	Tata Teleservices (Maharashtra) Limited			Subsidiary of Ultimate Holding Company	Expenditure - Communication Expenses	Not Applicable	0.01	-	-							
526	Tata Capital Housing Finance Limited	Tata Communications Limited			Subsidiary of Ultimate Holding Company	Expenditure - Information Technology Expenses	Not Applicable	0.66	-	-							
527	Tata Capital Housing Finance Limited	Titan Company Limited			Associate of Ultimate Holding Company	Expenditure - Staff Welfare	Not Applicable	0.01	-	-							
528	Tata Capital Housing Finance Limited	Voltas Limited			Associate of Ultimate Holding Company	Expenditure - Repairs and Maintenance and AMC	Not Applicable	0.05	-	-							
529	Tata Capital Housing Finance Limited	Voltas Limited			Associate of Ultimate Holding Company	Purchase of Fixed Asset (Owned use ) Market rates of Assets   Services	Not Applicable	0.91	-	-							
530	Tata Capital Housing Finance Limited	Tata Capital Limited Employees Provident Fund			Retiral Plans of Holding Company	Employer's Contribution to Provident Fund	Not Applicable	4.43	-	-							
531	Tata Capital Housing Finance Limited	Tata Capital Limited Employees Provident Fund			Retiral Plans of Holding Company	Employees Contribution to Provident Fund	Not Applicable	6.92	-	-							
532	Tata Capital Housing Finance Limited	Tata Capital Limited Employees Provident Fund			Retiral Plans of Holding Company	Interest paid on Non-Convertible Debentures (NCDs)	Not Applicable	0.05	-	-							
533	Tata Capital Housing Finance Limited	Tata Capital Limited Employees Provident Fund			Retiral Plans of Holding Company	Repayment on Non-Convertible Debentures (NCDs)	Not Applicable	0.50	-	-							
534	Tata Capital Housing Finance Limited	Tata Capital Limited Superannuation Scheme			Retiral Plans of Holding Company	Contribution to Superannuation Scheme	Not Applicable	0.07	-	-							
535	Tata Capital Housing Finance Limited	Tata Securities Limited			Subsidiary of Holding Company	Income - Rent on lease out of property	Not Applicable	0.07	-	-							
536	Tata Capital Housing Finance Limited	Tata Securities Limited			Subsidiary of Holding Company	Expenditure - Professional fees	Not Applicable	0.00	-	-							
537	Tata Capital Housing Finance Limited	The Indian Hotels Company Limited			Associate of Ultimate Holding Company	Expenditure - Staff Welfare	Not Applicable	0.08	-	-							
538	Tata Capital Housing Finance Limited	Innovative Retail Concepts Private Limited			Subsidiary of Ultimate Holding Company	Expenditure - Staff Welfare	Not Applicable	0.00	-	-							




Sr. No	Details of the party (listed entity Details of the loans, inter-corporate deposits, advances or investments /subsidiary) entering into the transaction	Details of the counterparty			Type of related party transaction	Value of the related party transaction as approved by the audit committee	Value of transaction during the reporting period	In case monies are due to either party as a result of the transaction		In case any financial indebtedness is incurred to make or give loans, intercorporate deposits, advances or investments			Details of the loans, inter-corporate deposits, advances or investments					
		Name	Name	PAN				Relationship of the counterparty with the listed entity or its subsidiary	Opening Balance	Closing Balance	Nature of indebtedness (loan/ issuance of debt/ any other etc.)	Cost	Tenure	Nature (loan/advance/ intercorporate deposit/investment)	Interest Rate (%)	Tenure	Secured/ unsecured	Purpose for which the funds will be utilised by the ultimate recipient of funds (endusage)
539	Tata Capital Housing Finance Limited	TMF Business Services Limited#			Subsidiary of Associate of Ultimate Holding Company	Expenditure - Rent expenses	Not Applicable	0.25	-	-								
540	Tata Capital Housing Finance Limited	Tata Motors Finance Solutions Limited			Subsidiary of Associate of Ultimate Holding Company	Expenditure - Rent expenses	Not Applicable	0.25	-	-								
541	Tata Capital Housing Finance Limited	Indusface Private Limited			Associate of Holding Company	Expenditure - Information Technology Expenses	Not Applicable	0.01	-	-								
542	Tata Capital Housing Finance Limited	Tata 1mg Technologies Private Limited			Subsidiary of Ultimate Holding Company	Expenditure - Staff Welfare	Not Applicable	0.00	-	-								
543	Tata Capital Housing Finance Limited	Tata Steel Ltd Provident Fund			Retiral Plans of Associate of Ultimate Holding Company	Interest paid on Non-Convertible Debentures (NCDs)	Not Applicable	2.75	-	-								
544	Tata Capital Housing Finance Limited	Tata Industries Superannuation Fund Trust			Retiral Plans of Associate of Ultimate Holding Company	Interest paid on Non-Convertible Debentures (NCDs)	Not Applicable	0.09	-	-								
545	Tata Capital Housing Finance Limited	Tata Industries Superannuation Fund Trust			Retiral Plans of Associate of Ultimate Holding Company	Repayment on Non-Convertible Debentures (NCDs)	Not Applicable	1.00	-	-								
546	Tata Capital Housing Finance Limited	Tata Sons Consolidated Provident Fund			Retiral Plans Of Ultimate Holding Company	Interest paid on Non-Convertible Debentures (NCDs)	Not Applicable	0.05	-	-								
547	Tata Capital Housing Finance Limited	Tata Sons Consolidated Provident Fund			Retiral Plans Of Ultimate Holding Company	Repayment on Non-Convertible Debentures (NCDs)	Not Applicable	0.50	-	-								
548	Tata Capital Housing Finance Limited	Tata Motors Limited Gratuity Fund			Retiral Plans of Associate of Ultimate Holding Company	Interest paid on Non-Convertible Debentures (NCDs)	Not Applicable	0.79	-	-								
549	Tata Capital Housing Finance Limited	Tata Motors Limited Gratuity Fund			Retiral Plans of Associate of Ultimate Holding Company	Repayment on Non-Convertible Debentures (NCDs)	Not Applicable	8.20	-	-								
550	Tata Capital Housing Finance Limited	Tata Sons Consolidated Superannuation Fund			Retiral Plans Of Ultimate Holding Company	Interest paid on Non-Convertible Debentures (NCDs)	Not Applicable	0.15	-	-								
551	Tata Capital Housing Finance Limited	Tata Sons Consolidated Superannuation Fund			Retiral Plans Of Ultimate Holding Company	Repayment on Non-Convertible Debentures (NCDs)	Not Applicable	1.60	-	-								
552	Tata Capital Housing Finance Limited	Voltas Limited Employees' Superannuation Scheme			Retiral Plans of Associate of Ultimate Holding Company	Interest paid on Non-Convertible Debentures (NCDs)	Not Applicable	0.15	-	-								
553	Tata Capital Housing Finance Limited	Voltas Limited Provident Fund			Retiral Plans of Associate of Ultimate Holding Company	Interest paid on Non-Convertible Debentures (NCDs)	Not Applicable	0.15	-	-								
554	Tata Capital Housing Finance Limited	Voltas Managerial Staff Provident Fund			Retiral Plans of Associate of Ultimate Holding Company	Interest paid on Non-Convertible Debentures (NCDs)	Not Applicable	0.30	-	-								
555	Tata Capital Housing Finance Limited	Tata Electronics Private Limited			Subsidiary of Ultimate Holding Company	Loans given during period	Not Applicable	113.90	-	-				Loan	10%	12 months	Secured	Business



Sr. No	Details of the party (listed entity Details of the loans, inter-corporate deposits, advances or investments /subsidiary) entering into the transaction	Details of the counterparty			Type of related party transaction	Value of the related party transaction as approved by the audit committee	Value of transaction during the reporting period	In case monies are due to either party as a result of the transaction		In case any financial indebtedness is incurred to make or give loans, inter-corporate deposits, advances or investments				Details of the loans, inter-corporate deposits, advances or investments				
		Name	Name	PAN				Relationship of the counterparty with the listed entity or its subsidiary	Opening Balance	Closing Balance	Nature of indebtedness (loan/ issuance of debt/ any other etc.)	Cost	Tenure	Nature (loan/advance/ inter-corporate deposit/investment)	Interest Rate (%)	Tenure	Secured/unsecured	Purpose for which the funds will be utilised by the ultimate recipient of funds (endusage)
556	Tata Capital Housing Finance Limited	Tata Electronics Private Limited			Subsidiary of Ultimate Holding Company	Income - Interest income	Not Applicable	3.00	-	-								
557	Tata Capital Housing Finance Limited	Key Management Personnel (KMP)			Key Management Personnel (KMP)	Expenditure - Remuneration paid to KMP	Not Applicable	10.05	-	-								
558	Tata Capital Housing Finance Limited	Key Management Personnel (KMP)			Key Management Personnel (KMP)	Expenditure - Sitting fees and commission (on payment basis)	Not Applicable	0.95	-	-								
559	Tata Capital Housing Finance Limited	Tata Sons Private Limited			Ultimate Holding Company	Trade Payables	-	-	10.43	6.43								
560	Tata Capital Housing Finance Limited	Tata Consultancy Services Limited			Subsidiary of Ultimate Holding Company	Trade Payables	-	-	13.05	10.70								
561	Tata Capital Housing Finance Limited	Tata AIA Life Insurance Company Limited			Joint Venture Of Ultimate Holding Company	Other Financial & Non Financial Assets	-	-	1.75	1.05								
562	Tata Capital Housing Finance Limited	Tata AIA Life Insurance Company Limited			Joint Venture Of Ultimate Holding Company	Trade Receivable	-	-	-	9.43								
563	Tata Capital Housing Finance Limited	Tata AIG General Insurance Company Limited			Subsidiary of Ultimate Holding Company	Other Financial & Non Financial Assets	-	-	0.09	0.46								
564	Tata Capital Housing Finance Limited	Tata AIG General Insurance Company Limited			Subsidiary of Ultimate Holding Company	Payable towards Non Convertible Debentures	-	-	124.46	124.46								
565	Tata Capital Housing Finance Limited	Titan Company Limited			Associate of Ultimate Holding Company	Other Financial & Non Financial Assets	-	-	0.01	-								
566	Tata Capital Housing Finance Limited	Tata Capital Limited Employees Provident Fund			Retiral Plans of Holding Company	Payable towards Non Convertible Debentures	-	-	0.50	-								
567	Tata Capital Housing Finance Limited	Tata Securities Limited			Subsidiary of Holding Company	Trade Receivable	-	-	0.03	0.02								
568	Tata Capital Housing Finance Limited	Voltas Limited			Associate of Ultimate Holding Company	Other Financial & Non Financial Assets	-	-	-	0.05								
569	Tata Capital Housing Finance Limited	TMF Business Services Limited#			Subsidiary of Associate of Ultimate Holding Company	Trade Payables	-	-	0.08	-								
570	Tata Capital Housing Finance Limited	Tata Motors Finance Solutions Limited			Subsidiary of Associate of Ultimate Holding Company	Trade Payables	-	-	-	0.08								
571	Tata Capital Housing Finance Limited	Tata Steel Ltd Provident Fund			Retiral Plans of Associate of Ultimate Holding Company	Payable towards Non Convertible Debentures	-	-	37.50	37.50								
572	Tata Capital Housing Finance Limited	Tata Industries Superannuation Fund Trust			Retiral Plans of Joint Venture Of Ultimate Holding Company	Payable towards Non Convertible Debentures	-	-	1.00	-								
573	Tata Capital Housing Finance Limited	Tata Motors Limited Gratuity Fund			Retiral Plans of Associate of Ultimate Holding Company	Payable towards Non Convertible Debentures	-	-	8.20	-								
574	Tata Capital Housing Finance Limited	Tata Sons Consolidated Provident Fund			Retiral Plans of Associate of Ultimate Holding Company	Payable towards Non Convertible Debentures	-	-	0.90	0.40								




Sr. No	Details of the party (listed entity Details of the loans, inter-corporate deposits, advances or investments /subsidiary) entering into the transaction	Details of the counterparty			Type of related party transaction	Value of the related party transaction as approved by the audit committee	Value of transaction during the reporting period	In case monies are due to either party as a result of the transaction		In case any financial indebtedness is incurred to make or give loans, inter-corporate deposits, advances or investments			Details of the loans, inter-corporate deposits, advances or investments					
		Name	Name	PAN				Relationship of the counterparty with the listed entity or its subsidiary	Opening Balance	Closing Balance	Nature of indebtedness (loan/ issuance of debt/ any other etc.)	Cost	Tenure	Nature (loan/advance/ inter-corporate deposit/investment)	Interest Rate (%)	Tenure	Secured/ unsecured	Purpose for which the funds will be utilised by the ultimate recipient of funds (endusage)
575	Tata Capital Housing Finance Limited	Tata Sons Consolidated Superannuation Fund			Retiral Plans of Associate of Ultimate Holding Company	Payable towards Non Convertible Debentures	-	-	1.60	0.07								
576	Tata Capital Housing Finance Limited	Titan Industries Gratuity Fund			Retiral Plans of Associate of Ultimate Holding Company	Payable towards Non Convertible Debentures	-	-	1.00	1.00								
577	Tata Capital Housing Finance Limited	Titan Watches Provident Fund			Retiral Plans of Associate of Ultimate Holding Company	Payable towards Non Convertible Debentures	-	-	1.50	1.50								
578	Tata Capital Housing Finance Limited	Voltas Limited Employees' Superannuation Scheme			Retiral Plans of Associate of Ultimate Holding Company	Payable towards Non Convertible Debentures	-	-	2.00	2.00								
579	Tata Capital Housing Finance Limited	Voltas Limited Provident Fund			Retiral Plans of Associate of Ultimate Holding Company	Payable towards Non Convertible Debentures	-	-	2.00	2.00								
580	Tata Capital Housing Finance Limited	Voltas Managerial Staff Provident Fund			Retiral Plans of Associate of Ultimate Holding Company	Payable towards Non Convertible Debentures	-	-	4.00	4.00								
581	Tata Capital Housing Finance Limited	Tata Consulting Engineers Limited			Subsidiary of Ultimate Holding Company	Payable towards Non Convertible Debentures	-	-	10.00	10.00								
582	Tata Capital Housing Finance Limited	Key Management Personnel (KMP)			Key Management Personnel (KMP)	Payable towards Non Convertible Debentures	-	-	0.10	0.10								
583	Tata Capital Housing Finance Limited	KMP of Holding Company			Key Management Personnel (KMP) of Holding Company	Payable towards Non Convertible Debentures	-	-	0.02	0.02								
584	Tata Capital Housing Finance Limited	Relative of KMP			Relatives of Key Management Personnel	Payable towards Non Convertible Debentures	-	-	0.10	0.10								
585	Tata Capital Housing Finance Limited	Tata Electronics Private Limited			Subsidiary of Ultimate Holding Company	Loans	-	-	-	114.59								
586	Tata Capital Housing Finance Limited	TCL Employee Welfare Trust			Subsidiary of Holding Company	Loans	-	-	2.37	2.37								
587	Tata Cleantech Capital Limited	Tata Sons Private Limited			Ultimate Holding Company	Expenditure - Tata Brand Equity and Business Promotion expenses	Not Applicable		1.74	-								
588	Tata Cleantech Capital Limited	Tata Sons Private Limited			Ultimate Holding Company	Expenditure - Training Expenses	Not Applicable		0.01	-								
589	Tata Cleantech Capital Limited	Tata Capital Limited Superannuation Scheme			Retiral Plans of Holding Company	Contribution to Superannuation Scheme	Not Applicable		0.11	-								
590	Tata Cleantech Capital Limited	Tata Capital Limited Gratuity Scheme			Retiral Plans of Holding Company	Contribution to Gratuity fund	Not Applicable		0.26	-								
591	Tata Cleantech Capital Limited	Tata AIG General Insurance Company Limited			Subsidiary of Ultimate Holding Company	Expenditure - Insurance expenses	Not Applicable		0.04	-								
592	Tata Cleantech Capital Limited	Tata AIA Life Insurance Company Limited			Joint Venture Of Ultimate Holding Company	Expenditure - Insurance expenses	Not Applicable		0.13	-								





Sr. No	Details of the party (listed entity Details of the loans, inter-corporate deposits, advances or investments /subsidiary) entering into the transaction	Details of the counterparty			Type of related party transaction	Value of the related party transaction as approved by the audit committee	Value of transaction during the reporting period	In case monies are due to either party as a result of the transaction		In case any financial indebtedness is incurred to make or give loans, inter-corporate deposits, advances or investments			Details of the loans, inter-corporate deposits, advances or investments			
	Name	Name	PAN	Relationship of the counterparty with the listed entity or its subsidiary				Opening Balance	Closing Balance	Nature of indebtedness (loan/issuance of debt/ any other etc.)	Cost	Tenure	Nature (loan/advance/inter-corporate deposit/investment)	Interest Rate (%)	Tenure	Secured/unsecured
593	Tata Cleantech Capital Limited	Tata Consultancy Services Limited		Subsidiary of Ultimate Holding Company	Expenditure - Information Technology Expenses	Not Applicable	2.18	-	-							
594	Tata Cleantech Capital Limited	The Indian Hotels Company Limited		Associate of Ultimate Holding Company	Expenditure - Staff Welfare	Not Applicable	0.00	-	-							
595	Tata Cleantech Capital Limited	Piem Hotels Limited		Subsidiary of Associate of Ultimate Holding Company	Expenditure - Staff Welfare	Not Applicable	0.01	-	-							
596	Tata Cleantech Capital Limited	Tata Technologies Limited		Associate of Holding Company	Expenditure - Information Technology Expenses	Not Applicable	0.15	-	-							
597	Tata Cleantech Capital Limited	Indusface Private Limited		Associate of Holding Company	Expenditure - Information Technology Expenses	Not Applicable	0.00	-	-							
598	Tata Cleantech Capital Limited	Voltas Limited		Associate of Holding Company	Purchase of Fixed Assets	Not Applicable	0.01	-	-							
599	Tata Cleantech Capital Limited	International Finance Corporation		Investor exercising significant influence	Processing Fees paid	Not Applicable	2.81	-	-							
600	Tata Cleantech Capital Limited	International Finance Corporation		Investor exercising significant influence	Interest paid on Non-Convertible Debentures (NCDs)	Not Applicable	14.09	-	-							
601	Tata Cleantech Capital Limited	Key Management Personnel (KMP)		Key Management Personnel (KMP)	Expenditure - Remuneration paid to KMP	Not Applicable	4.31	-	-							
602	Tata Cleantech Capital Limited	Key Management Personnel (KMP)		Key Management Personnel (KMP)	Expenditure - Sitting fees and commission (on payment basis)	Not Applicable	0.88	-	-							
603	Tata Cleantech Capital Limited	Tata Sons Private Limited		Ultimate Holding Company	Trade Payables	-	-	2.78	1.74							
604	Tata Cleantech Capital Limited	TCL Employee Welfare Trust		Subsidiary of Holding Company	Loans	-	-	0.50	0.50							
605	Tata Cleantech Capital Limited	Tata AIG General Insurance Company Limited		Subsidiary of Ultimate Holding Company	Trade Receivable	-	-	0.00	0.00							
606	Tata Cleantech Capital Limited	Tata AIA Life Insurance Company Limited		Joint Venture Of Ultimate Holding Company	Trade Receivable	-	-	0.13	0.00							
607	Tata Cleantech Capital Limited	Tata Consultancy Services Limited		Subsidiary of Ultimate Holding Company	Trade Payables	-	-	0.83	0.78							
608	Tata Cleantech Capital Limited	Tata Technologies Limited		Associate of Holding Company	Trade Payables	-	-	0.03	0.15							
609	Tata Cleantech Capital Limited	Piem Hotels Limited		Subsidiary of Associate of Ultimate Holding Company	Trade Payables	-	-	-	0.00							
610	Tata Cleantech Capital Limited	Tata Power Consolidated Provident Fund		Retiral Plans of Associate of Ultimate Holding Company	Payable towards Non Convertible Debentures	-	-	6.30	6.30							
611	Tata Cleantech Capital Limited	International Finance Corporation		Investor exercising significant influence	Payable towards Non Convertible Debentures	-	-	375.00	375.00							
612	Tata Cleantech Capital Limited	International Finance Corporation		Investor exercising significant influence	Equity shares held	-	-	179.06	179.06							



Sr. No	Details of the party (listed entity Details of the loans, inter-corporate deposits, advances or investments /subsidiary) entering into the transaction	Details of the counterparty			Type of related party transaction	Value of the related party transaction as approved by the audit committee	Value of transaction during the reporting period	In case monies are due to either party as a result of the transaction		In case any financial indebtedness is incurred to make or give loans, inter-corporate deposits, advances or investments			Details of the loans, inter-corporate deposits, advances or investments				
		Name	PAN	Relationship of the counterparty with the listed entity or its subsidiary				Opening Balance	Closing Balance	Nature of indebtedness (loan/ issuance of debt/ any other etc.)	Cost	Tenure	Nature (loan/advance/ inter-corporate deposit/investment)	Interest Rate (%)	Tenure	Secured/ unsecured	Purpose for which the funds will be utilised by the ultimate recipient of funds (endusage)
613	Tata Securities Limited	Tata Sons Private Limited		Ultimate Holding Company	Expenditure - Tata Brand Equity and Business Promotion expenses	Not Applicable	0.01	-	-								
614	Tata Securities Limited	Tata Sons Private Limited		Ultimate Holding Company	Payable	-	-	-	0.01								
615	Tata Securities Limited	Tata AIA Life Insurance Company Limited		Joint Venture Of Ultimate Holding Company	Expenditure - Insurance expenses	Not Applicable	0.02	-	-								
616	Tata Securities Limited	Tata AIG General Insurance Company Limited		Subsidiary of Ultimate Holding Company	Expenditure - Insurance expenses	Not Applicable	0.00	-	-								
617	Tata Securities Limited	Tata Consultancy Services Limited		Subsidiary of Ultimate Holding Company	Expenditure - Information Technology Expenses	Not Applicable	0.00	-	-								
618	Tata Securities Limited	Tata Consultancy Services Limited		Subsidiary of Ultimate Holding Company	Payable	-	-	0.00	0.00								
619	Tata Securities Limited	Tata Capital Innovations Fund		Subsidiary of Holding Company	Income - Depository participant fees	Not Applicable	0.00	-	-								
620	Tata Securities Limited	Tata Capital Innovations Fund		Subsidiary of Holding Company	Receivables	-	-	0.00	-								
621	Tata Securities Limited	Tata Capital Special Situation Fund Trust		Subsidiary of Holding Company	Income - Depository participant fees	Not Applicable	0.01	-	-								
622	Tata Securities Limited	Tata Capital Special Situation Fund Trust		Subsidiary of Holding Company	Reimbursement of expenses	Not Applicable	0.00	-	-								
623	Tata Securities Limited	Tata Capital Special Situation Fund Trust		Subsidiary of Holding Company	Receivables	-	-	0.00	-								
624	Tata Securities Limited	Tata Teleservices (Maharashtra) Limited		Subsidiary of Ultimate Holding Company	Expenditure - Communication Expenses	Not Applicable	0.00	-	-								
625	Tata Securities Limited	Tata Teleservices (Maharashtra) Limited		Subsidiary of Ultimate Holding Company	Payable	-	-	0.00	0.00								
626	Tata Securities Limited	TCL Employee Welfare Trust		Subsidiary of Holding Company	Reimbursement of expenses	Not Applicable	0.00	-	-								
627	Tata Securities Limited	TCL Employee Welfare Trust		Subsidiary of Holding Company	Receivables	-	-	-	0.00								
628	Tata Securities Limited	Tata Securities Limited Employees Gratuity Scheme		Post Employment Benefit Plans	Employer's Contribution to Gratuity Scheme	Not Applicable	0.05	-	-								
629	Tata Securities Limited	Key Management Personnel		Key Management Personnel (KMP)	Expenditure - Remuneration paid to KMP	Not Applicable	0.46	-	-								
630	Tata Capital Pte Limited	Tata Motors Limited		Associate of Ultimate Holding Company	Income -Interest on Bonds	Not Applicable	0.22	-	-								
631	Tata Capital Pte Limited	Tata Motors Limited		Associate of Ultimate Holding Company	Assets -Investment in Bonds	-	-	25.83	-								
632	Tata Capital Pte Limited	Tata Steel Limited		Associate of Ultimate Holding Company	Income -Interest on Bonds	Not Applicable	1.20	-	-								
633	Tata Capital Pte Limited	Tata Steel Limited		Associate of Ultimate Holding Company	Assets -Investment in Bonds	-	-	57.15	58.03								
634	Tata Capital Pte Limited	Jaguar Land Rover Automotive plc		Subsidiary of Associate of Ultimate Holding Company	Income -Interest on Bonds	Not Applicable	4.39	-	-								



Sr. No	Details of the party (listed entity Details of the loans, inter-corporate deposits, advances or investments /subsidiary) entering into the transaction	Details of the counterparty			Type of related party transaction	Value of the related party transaction as approved by the audit committee	Value of transaction during the reporting period	In case monies are due to either party as a result of the transaction		In case any financial indebtedness is incurred to make or give loans, inter-corporate deposits, advances or investments			Details of the loans, inter-corporate deposits, advances or investments			
		Name	Name	PAN				Relationship of the counterparty with the listed entity or its subsidiary	Opening Balance	Closing Balance	Nature of indebtedness (loan/ issuance of debt/ any other etc.)	Cost	Tenure	Nature (loan/advance/ inter-corporate deposit/investment)	Interest Rate (%)	Tenure
635	Tata Capital Pte Limited	Jaguar Land Rover Automotive plc		Subsidiary of Associate of Ultimate Holding Company	Assets -Investment in Bonds	-	-	117.06	124.42							
636	Tata Capital Pte Limited	Tata Sons Private Limited		Ultimate Holding Company	Payable	-	-	0.12	0.15							
637	Tata Capital Pte Limited	Tata Sons Private Limited		Ultimate Holding Company	Expenditure - Tata Brand Equity and Business Promotion expenses	Not Applicable	0.03	-	-							
638	Tata Capital Pte Limited	Tata Motors Limited		Associate of Ultimate Holding Company	Prematurity of Bonds	Not Applicable	24.85	-	-							

Note "0.00" denotes amounts less than Rs 50,000/-

